




© TM

FOOTBALL
WEST



2014

ANNUAL REPORT



FOOTBALL WEST LIMITED

FINANCIAL REPORT

For the year ended 30 September 2014

TABLE OF CONTENTS

	Page
Chairman's Report	2
Directors' Report	11
Auditors' Independent Declaration	16
Statement of Comprehensive Income	17
Statement of Financial Position	18
Statement of Changes in Equity	19
Statement of Cash Flows	20
Notes to and forming Part of the Financial Statements	21
Directors' Declaration	33
Independent Audit Report	34
Detailed Profit and Loss Statement (Unaudited)	37
Honorary Life Members	40
League Tables	41

GENERAL INFORMATION

The financial report covers Football West Limited as an individual entity. The financial report is presented in Australian dollars, which is Football West Limited's functional and presentation currency.

The financial report consists of the financial statements, notes to the financial statements and the directors' declaration.

Football West Limited is a not-for-profit unlisted public company limited by guarantee, incorporated and domiciled in Australia. Its registered office and principal place of business are:

Registered office/ Principal place of business

Unit 94
262 Lord Street
Perth 6000
Western Australia

A description of the nature of the company's operations and its principal activities are included in the directors' report, which is not part of the financial report.

The financial report was authorised for issue, in accordance with a resolution of directors, on 08 December 2014. The directors have the power to amend and reissue the financial report.

Your directors submit their report for the year ended 30 September 2014.

FOOTBALL WEST LIMITED

CHAIRMAN'S REPORT

For the year ended 30 September 2014

I am pleased and honoured to provide my second presentation as Chairman of Football West through this Annual Report for the period of 2013/14.

The last 12 months have been a huge success for the sport in WA with various metrics showing significant growth and general interest in football continuing to reach new heights. Our member numbers are at record levels, funds received from the corporate and government sectors are at all time highs and our general activities and media coverage continue to break all previous benchmarks.

Football West is a not for profit organisation. Following a four year period of building a significant capital base, in 2014 Football West used part of its accumulated funds to invest heavily in the game and this year's deficit reflects this. The purpose of building a strong capital base is to ensure the company remains a strong, resilient and self-sustaining business and to provide a reserve for times of change and where increased expenditure is required.

The vision, mission and objectives of both Football Federation Australia and Football West are to grow and develop the game, enhance the football experience, deliver financial and organisational sustainability and provide pathways for players, coaches, officials and volunteers. As you will see with many of the achievements outlined, 2014 was a year in which Football West used part of its recently accumulated surplus to grow and develop the game by investing in its future.

The introduction of the National Premier Leagues in Western Australia (NPL WA) has been a great success and I am confident it will help grow the status and profile of the sport while providing a pathway for junior player development into the future. We recognise the cost impost of the transition to the NPL for clubs and thank everyone involved for their commitment in making this inaugural NPL season a great success.

One of the key objectives of the NPL is to improve the quality of coaching by promoting coach education programs. In recognising the requirement for coaches to have minimum levels of qualification, Football West invested more than \$45,000 this year in subsidising courses to reduce costs to individuals.

The successful implementation of the NPL in WA took a great deal of effort and resources but the foundations have been laid for fundamental improvements to the game. The recent announcement of Sony Playstation, through the PS4 brand, as the sponsor of the NPL is another excellent step forward for the game and will greatly assist in raising the profile and credentials of the NPL.

The inaugural Westfield FFA Cup was a huge success across the country. The competition was not without teething problems in the first year and we worked hard with clubs to express to Football Federation Australia the concerns regarding certain aspects, particularly local venue standards. Our two representatives, Bayswater City and Stirling Lions, did WA football proud despite going down to Melbourne Victory and Brisbane Roar, respectively, in the Round of 32.

FOOTBALL WEST LIMITED

CHAIRMAN'S REPORT

For the year ended 30 September 2014

At the time of writing, WA football is represented in the FFA Cup Final by Perth Glory, who take on Adelaide United on Tuesday, December 16. Regardless of the outcome of the final, Glory should be congratulated on its effort in Australia's newest national competition. Next season, Football West will be incorporating a number of regional areas in the FFA Cup competition. This top-to-bottom inclusion, which feeds into the romance of the Cup, is something only football can offer.

On a more sombre note, this year we have lost a number of individuals, some of whom were renowned personalities in the local game – from the very young to the not so young. In April, the Tombides family suffered the tragic loss of young Socceros and West Ham star, Dylan Tombides, who after years of courageously fighting against testicular cancer, finally succumbed to the disease. Dylan had represented Australia with distinction at youth level and had just broken in to the West Ham first team squad with a bright English Premier League future ahead. With the support of his family, Football West created the inaugural Dylan Tombides Young National Premier Leagues WA Player of the Year award in honour of this remarkable young man.

In July, we lost one of the true personalities of WA football in Siegfried (Sigy) Kramer. Sigy was a Football West Life Member and a football patriarch in so many ways, particularly for his beloved Inglewood United Soccer Club. As a personal friend and someone who I spent some time with, he will be sorely missed. Unfortunately, the Football Family had other losses in 2014, including:

- Eduardo Morgan, who contributed to capturing some of our game's most important memories with his excellent photographs
- Ted Gray, a former secretary of the Soccer Association of WA for almost two decades
- Two players involved in our disabilities programs, Conor Murphy and Kyle Scolari, who sadly passed away in tragic circumstances when their respirators failed following a July storm
- Tom D'Orsogna, who amongst many other things was recognised by the naming of the D'Orsogna Cup
- Arthur Holt, who with his wife Hilda was a regular spectator at Glory matches and around our local grounds

My sincere condolences go to all who suffered losses and I hope you find some comfort in the year ahead.

One of our highest priorities in recent years has been the ongoing lobbying for State Government support for the establishment and construction of a Home of Football. This project remains a key priority and has been given significant impetus through the establishment of a Home of Football Project Control Group (a sub-committee reporting to the Board) under the Chair of Director Sherif Andrawes. More significantly, funding for a business case on the complex was provided by the Department of Sport and Recreation. The Board of Football West decided to invest a further \$30,000 in support of this. Having seen the draft version of the business case, which was conducted by Davis Langdon in conjunction with the above-mentioned Project Control Group, I firmly believe Government will see a very strong argument with all the requisite modeling and risk assessment for such a substantial investment on their part.

FOOTBALL WEST LIMITED

CHAIRMAN'S REPORT

For the year ended 30 September 2014

Whilst acknowledging the realistic completion of a Home of Football facility is several years away, the Board decided to invest in a property in Lord Street, Perth, directly opposite nib Stadium. This purchase provides the opportunity to meet with key stakeholders, sponsors and team officials in professional surrounds close to the CBD and also makes a clear statement to the WA government and the broader community that football has the people, resources and capacity to make sure that football takes its rightful place as a major sport in WA.

Currently, we operate with our financial year ending on 30 September, when our main season is still in progress. There are also a number of major activities equating to around \$500,000 in transactions each October – including National Youth Championships, regional team international tours and, of course, the WA Football Awards that close off the formal winter season. The Board has decided that a better representation of the activities for each season will be provided by closing the financial year at the end of October after these activities have concluded.

Consequently, the Board has applied to the Australian Securities and Investments Commission for relief to adjust the financial year from 30 September to 31 October. This will more accurately align our financial report to the activities for a season. Approval has been received which means that Football West's next annual report will show the results for the 13 month period from 1 October 2014 to 31 October 2015. October is typically a month in which Football West incurs significantly more costs than the income generated. The 2015 financial result will include two Octobers which has been reflected in our budgeting process and the Board will manage this accordingly. The financial reporting period for 2016 will be for the year ending 31 October 2016.

Our relationship with Perth Glory continues to improve as we work together to promote the sport. Football West benefits in many ways and we will continue to ensure the two organisations cooperate to ensure greater engagement for the benefit of the overall football community. I thank their Chairman and owner, Tony Sage, their CEO Jason Brewer and all the staff for the assistance and cooperation they have given the organisation. Glory has made a fantastic start to the 2014/15 Hyundai A-League season under its manager and former Football West National Training Centre coach, Kenny Lowe. Kenny has obviously overseen the development of many local talented players and it is great to see his experience and ability being recognised in the national league and the FFA Cup. On behalf of everyone involved with Football West, I wish the team continued success.

While the men have performed admirably, our Perth Glory Women team, which is managed by Football West, has also produced wonderful performances this season in the Westfield W-League. Glory Women won the Premiership convincingly with an impressive style of football that has set a new standard in women's football in Australia. Leading up to the 2015 FIFA Women's World Cup, we hope a number of our players are rewarded with a Matildas call-up and a trip to Canada. By the time this Report is formally presented, Glory will have competed in the W-League semi-final and hopefully will have won and secured a home Grand Final at nib Stadium. Regardless of the concluding moments of the campaign, the season has been nothing short of outstanding and I would like to congratulate coach Jamie Harnwell, all the players and everyone else involved in the team.

FOOTBALL WEST LIMITED

CHAIRMAN'S REPORT

For the year ended 30 September 2014

Over the past 12 months we have continued to improve the already wonderful relationships we have with our key stakeholders. Nationally, through myself, our Chief Executive and our staff, we have regularly engaged with our sport's governing body, Football Federation Australia. On a number of occasions I personally have met with both the FFA Chairman, Mr Frank Lowy, and CEO, Mr David Gallop, representing WA football's position on such matters as venues and facilities (particularly with respect to the FFA Cup), the football economy and state funding and overall governance. I am pleased to advise the FFA recently established an Advisory Committee that allows Chairmen and Presidents from the various Member Federations to formally meet with Mr Lowy and Mr Gallop in a structured and constituted manner.

One of our key objectives over the next 12 months is to secure a Socceroos match in Perth. The unsatisfactory absence of the national team in Perth over the last 10 years was top of the agenda with the FFA CEO during his recent trip to WA having been raised by myself and senior Government officials. I hope a game can be confirmed as the Socceroos commence their 2018 FIFA World Cup qualification process.

The financial and other support that Football West receives from two key State Government agencies – the Department of Sport and Recreation and Healthway - continues to provide significant stability. Between the two government agencies, Football West receives more than \$800,000 for its various programs and activities and this funding is a key driver in the growth of the game in WA.

Other success across various departments are highlighted below.

Competition and Registrations

During the 2014 season, the number of registered participants grew from 38,355 in 2013 to 40,615, continuing the encouraging growth experienced in previous years. In 2012, this figure was 36,499 players – representing an 11% increase over two years. Registered Football West teams increased to 2013, up from 1880 – an increase of 133 teams.

Together with the FFA we continue to be involved in some significant research and data analysis to explore other possibilities, particularly in the area of non-traditional aspects of our game. Gemba, a well-known research company, estimates the total number of players participating in the sport in WA across all forms of the game is around 200,000, making football the most played team sport in WA.

In support of the implementation and conduct of the NPL WA, a new website portal was created at the start of the year and by season's end it had attracted almost 1.7 million hits. Including Finals, at the men's first team level, there were 136 matches attended by just over 40,000 spectators. Another new initiative for the season was the creation of an NPL highlights show through our YouTube portal. Every goal from the top flight of our game was captured on video for the first time in the sport's history – itself an unbelievable achievement – and the highlights show achieved almost 3000 views per week to reach more than 70,000 over the season.

FOOTBALL WEST LIMITED

CHAIRMAN'S REPORT

For the year ended 30 September 2014

It should also be noted this show is watched by people in more than 50 countries throughout the world, demonstrating both the competition's global interest, the benefit of broadcasting through the internet and the sport's universal appeal.

Congratulations must go to Bayswater City for the manner in which they approached the various competitions and succeeded in becoming the inaugural NPL WA Champions before their unfortunate exit in the national finals series to eventual champions Metrostars, from Adelaide.

I thank and congratulate all players and teams for their contribution this year, including:

- Queens Park, who won the BankWest Women's State League Premier title, and Northern Redbacks, who were victorious in the BankWest Women's State Cup final
- North Perth United, winners of the MySolar Sunday Premier League Division and the Sunday Cup
- Liberties Celtic, who claimed the honours in the Metropolitan League Premier Division, and East Fremantle, winners of the Metropolitan Cup
- Spearwood Dalmatinac, winners of the Masters League Premier Division and Bassendean Caledonians, who won the Cup final
- NPL junior winners ECU Joondalup (U12, U13, U15 and U18), Perth Glory (U14), Cockburn City (U16) and Perth (U20)
- Junior Girls Division One winners Quinns (U13), Joondalup City (U14), East Fremantle (U15) and Rockingham City (U17)

Refereeing

Under the continued leadership of former FIFA World Cup Referee, Eddie Lennie, the Referees' department continues to make great strides in registering an increase of almost 10% in our total referee numbers. This year a record 534 referees were registered across the state. Football West continued to meet service standards to achieve high coverage rates for our major competitions – NPL (99%), State League (82%), Sunday League (99%), Metropolitan and Masters Leagues (80%), Women's Leagues (93%) and Junior Leagues (89%).

Principal amongst key activities for the referees' department were the conduct of:

- A total of 20 Level 4 Referees' courses with 316 attendees
- Two more advanced Level 3 Referees' courses, which were attended by 22 participants
- One Level 2 Referees' course for nine referees and
- One Level 3 Assessors' course, also attended by nine participants
- Six regional visits

FOOTBALL WEST LIMITED

CHAIRMAN'S REPORT

For the year ended 30 September 2014

Among other key referee achievements were:

- The appointment of Adam Fielding to the FFA's A-League Referee panel joining Mathew Cheeseman, Josh Mannella and Tim Mihevc, who are all Assistant Referees in the A-League, along with David Bruce on the Fourth Official's panel
- Adam Fielding became the first Western Australian to referee an A-League regular season match since 2007 when he made his debut on November 16 for the Melbourne City v Central Coast match
- Six referees included on FFA's National Youth League and W-League panel
- Eight referees and two coaches taking part in a successful tour of the United Kingdom as part of the ongoing relationship with the English Football Association
- Four young male referees officiating at the various boys' National Championships
- Nine WA Referees Academy officials benefited from scholarships

Technical and Game Development

With the introduction of the NPL and given its emphasis on youth development and coach education, Football West invested significantly in these areas. The Board decided to subsidise by one-third the cost of obtaining FFA coach accreditation. More than \$45,000 was spent in this regard with the following courses run:

- Two C Licence (for Senior players) with 44 participants
- Two C Licence (Youth component) with 34 participants
- One B Licence with 16 participants

The conduct of these courses and the expansion of coaching knowledge is of huge benefit to the game.

In support of each of the participating NPL WA clubs, a local technical network was established with Football West technical staff assisting each club's Technical Director with the implementation of their youth development program. A number of technical meetings were conducted at which topics such as planning and periodisation and youth development implementation were discussed. Visits and inspections (with the necessary feedback and suggestions for improvement) were also conducted at each NPL club to assist in meeting national NPL criteria.

As is customary, Football West sent a number of our young WA state representative teams – both boys and girls - to the National Youth Championships. In 2014, the WA U13 girls' team found Group A too strong and returned home with one win and a draw and the U15 girls' team won their Group B competition. I am pleased to congratulate young goalkeeper Morgan Aquino from the U13 team, who was identified for attendance at national team training camps. For the boys' National Youth Championships, both the U13 and U14 age groups performed admirably finishing third and fifth respectively.

FOOTBALL WEST LIMITED

CHAIRMAN'S REPORT

For the year ended 30 September 2014

During 2014, Football West managed the Perth Glory teams from U12 to U18 in the NPL WA competitions with good results in player development. The U14 team won the league and also featured in the cup final, while the U15 and U16 also won their age-group Cup.

Football West continues to provide significant levels of support for the promotion of the game in the regional areas. I am proud to say that we now have administrative/development officers who are either paid employees or supported through financial assistance in the Great Southern, South West, Peel, Midwest and Pilbara regions. This is coupled with the many visits staff from Perth make to these areas for coach or referee education support and administrative assistance in such matters as strategic planning.

Thanks to the ongoing support of QBE, Country Week continues to prove popular with 56 teams in Perth for this year's annual event. From Country Week, talented players are identified for the QBE Country Camp where the WA Regional State teams are chosen. As a result of direct lobbying and advocacy by Football West, regional players were eligible to receive direct funding from the State Government for attendance at national championships or events such as the SINGA Cup.

While football, especially in Australia, has its roots in multiculturalism, we continue to do some wonderful work in an area known as CaLD (Culturally and Linguistically Diverse). The Perth African Nations Cup continues to grow and the 2014 event had a record 19 men's teams register and for the first time included women, junior and masters teams. On a similar theme, this is the third year we have been involved in the large Africa Down Under conference – one of the country's largest gatherings of companies involved in the mining industry. We also continue to support the conduct of the WA Amateur World Cup, which attracted some 44 teams and over 700 participants, and for the second year, we cooperated with the Japanese community in the conduct of the Cube IT Cup tournament. A recently conducted event for the large South Sudan community in Perth attracted 16 teams.

I was pleased to attend the WA Sports Industry Awards recently and witness Football West winning the Commitment to Participation award for the work that our Inclusion Development Officer Gordon Duus does with the Grassroots Equipment Donations Program. This program has resulted in some \$60,000 of equipment provided by the football community to those in need.

For people with disabilities, football continues to provide an excellent means for which to enjoy sport at all levels. In 2014 there were 850 participants in disability focus community events and many more in our development programs, including our support for the Paralympic football team, Equal Footingball competition and Special Olympics. I am pleased to say our WA Special Olympics Football team returned from the national championships with a bronze medal.

FOOTBALL WEST LIMITED

CHAIRMAN'S REPORT

For the year ended 30 September 2014

Marketing, commercial and communications

Commercial support for the game is crucial and remains a top priority for the Board and Chief Executive. There is always room for more investment from the corporate sector and we will be shortly embarking on some significant activities in this regard.

As previously mentioned, our two key financial partners, and therefore contributors, remain the WA Department of Sport and Recreation and Healthway. Our strong relationship with these two organisations and the support we receive is crucial to our continued commitment to developing the sport and assisting the community at large.

To our other commercial partners – Bankwest, MySolar, All Flags Signs and Banners, Nike, QBE, McInerney Ford, Select, Cool Ridge Water, Goodlife Gymsnasiums, 3P Photography, Optus, Harvey Norman, nib Stadium, Westfield, Channel Seven and The West Australian - I sincerely thank you all for your continued investment of significant funds into the game.

In a fantastic celebration of our sport, once again the football family came together to commemorate a wonderful season for our WA Football Awards. More than 920 people gathered at Crown Perth and saw the crowning of a new Gold Medal winner with Clark Keltie of Perth Soccer Club driving away a brand new Ford Fiesta from McInerney Ford. The glamour and glitz of this night continues to reinforce it as one of the major sports awards nights on the WA Calendar.

Internally, the Football West team continues to work hard to draw attention to our sport through our suite of websites and contact with our clubs and mainstream news outlets including Channel Seven, The West Australian and community publications. Aside from creating the NPL Highlights Show, Football West continued to produce the highly popular Football 360 online video show. The two programs attracted combined views of almost 110,000, an increase of 18% for senior content on the previous year. In another sign of the growing appetite for digital products, the number of subscribers for Football West TV jumped 14%.

Management

I would like to take this opportunity to thank the office staff under the management of our Chief Executive Peter Hugg. All of our staff deliver their respective programs and activities to the highest level. As has been demonstrated above, this has been a hugely significant year in which the workload on staff has been immense. The manner in which the office and management team have quietly gone about their business, working with clubs, supporting the regions and associations and everyone who needs assistance is a credit to each of them. I thank them all for their ongoing commitment and dedication to the organisation and the sport.

Similarly, I give thanks and pay tribute to my fellow Board members. Each has played a respective part and on occasion I have asked them to take on additional roles – which they have all done without hesitation. I hereby acknowledge and thank each one of them for their endless commitment and loyalty to the game.

FOOTBALL WEST LIMITED

CHAIRMAN'S REPORT

For the year ended 30 September 2014

Our various Standing Committees and Zone Representatives continue to provide wonderful support to the Board and the office staff and I thank them most sincerely for their valuable contribution to the implementation of our various leagues and other related activities. My sincere thanks and congratulations go to their respective Chairs and committee members for their ongoing contribution to the sport and the time and energies they put in.

As I do each year, I would like to acknowledge and thank the many wonderful volunteers and club officials who step both forward and up in support of our game. The time and effort you donate to our game freely and willingly does not go unnoticed. I thank you for that. I hope you will all continue to play an important role in making 'the world game, the local game.'



Liam Twigger
Chairman, Football West

FOOTBALL WEST LIMITED

DIRECTORS' REPORT

For the year ended 30 September 2014

The directors present their report, together with the financial statements, on the company for the year ended 30 September 2014.

DIRECTORS

The names of the directors of the company in office during the financial year and until the end of this report are:

Liam Anthony Twigger
Sherif Andrawes
Henry Atturo
Howard Eric Gretton (resigned 24 August 2014)
Robert Charles Kucera (resigned 18 November 2013)
Anna Marie Liscia
Robert Andrew Mackay
Luigi Giuliani (appointed 19 March 2014)
Janette Caroline Spencer

All directors have been in office since the start of the financial year to the date of this report unless otherwise stated.

NATURE OF OPERATIONS AND PRINCIPAL ACTIVITIES

Football West Ltd is a member of the Football Federation Australia and administers football through the state of Western Australia. Football West promotes, provides and regulates football in Western Australia via managed competitions and development programs.

Football West Ltd is a not-for-profit company and any profits, other income and property must be applied to promote its principal activities.

SHORT-TERM AND LONG-TERM OBJECTIVES

The company's short-term objectives are to:

- Grow and develop the game of Football in WA
- Enhance the Football experience
- Improve the technical standard of the game through high level education, support and resources
- Provide pathways for players, coaches, referees and volunteers by providing high quality programs

The company's long-term objectives are to:

- Deliver financial and organisational sustainability to the game of football in WA, through effective corporate governance
- Ensure structural and philosophical alignment with all stakeholders in the game
- Develop a strong customer focus and service delivery ethos

FOOTBALL WEST LIMITED

DIRECTORS' REPORT

For the year ended 30 September 2014

STRATEGIES

To achieve these objectives, the company has adopted the following strategies:

- Recruiting new players, coaches, volunteers and referees, with an emphasis on girls/women, indigenous people, those with a disability and people in remote areas of the state
- Retain existing players, coaches, volunteers and referees
- Increase football participation by embracing and including more football bodies and their members in the Football West family
- Provide support and guidance to clubs and participants at all levels
- Improve accessibility to high level education, support and resources
- Provide high quality development programs for players, coaches, referees and volunteers
- Build a credible and positive image for the sport in WA
- Develop partnerships with all stakeholders in the game
- Ensure facilities keep pace with the demand for the sport
- Devise creative and special initiatives to grow the game
- Implement best practice

KEY PERFORMANCE MEASURES

The company measures its own performance through the use of both qualitative and quantitative benchmarks. The Benchmarks are used by the directors to assess the financial sustainability of the company and whether the company's short-term and long-term objectives are being achieved.

MEETING OF DIRECTORS

During the 2014 financial year, ten meetings of Directors were held. Attendances were as follows;

NAME	No. Eligible to attend	No. Attended	% Attended
Liam Anthony Twigger	10	10	100%
Sherif Andrawes	10	7	70%
Henry Atturo	10	10	100%
Howard Eric Gretton	7	7	100%
Robert Charles Kucera	3	2	67%
Anna Marie Liscia	10	8	80%
Robert Andrew Mackay	10	8	80%
Luigi Giuliani	6	5	84%
Janette Caroline Spencer	10	9	90%

FOOTBALL WEST LIMITED

DIRECTORS' REPORT

For the year ended 30 September 2014

INFORMATION ON DIRECTORS

Liam Anthony Twigger – Chairman

Mr Twigger has been a former WA State League player and a State representative at both senior and junior levels and previously played for Sorrento, Kingsway Olympic, Balga and Inglewood United (Kiev). He has over twenty five years' experience in the fields of investment banking and corporate finance and was previously the head of Macquarie Bank Limited in Perth and Bankers Trust Investment Bank in Perth. He is currently Managing Director and Principal of PCF Capital Group, a boutique corporate advisory and investment banking firm focused on the mining sector. Mr Twigger was first appointed to the Football West board in December 2008.

Sherif Andrawes – Director

Sherif Andrawes is the Chairman of accounting firm BDO (WA) and a member of the national board of BDO. Although born in Egypt he grew up in Scotland graduating from Glasgow University. Mr Andrawes commenced his career in 1987 with BDO in London before moving to Perth in 1997. He heads up the Corporate Finance team at BDO and is recognised as a leader in his field in Perth. Mr Andrawes has a long time involvement with the sport as a former President and Life Member of East Fremantle SC, Committee Member of Perth SC, as well as coach and player at a number of clubs. Mr Andrawes was elected as a Board member in July, 2012.

Henry Atturo – Director

Henry Atturo has spent over 30 years in the retail sector and has held a number of senior executive positions both in Australia and abroad with Coles Myer Ltd. For the past 10 years Mr Atturo has held the position of General Manager for Red Dot Stores here in WA. Over the past 15 years he has been heavily involved in grass roots football holding both coaching and administration roles ranging from juniors, youth and Premier leagues. Mr Atturo has played Amateur football and until recently has been an active player in the Masters League. Mr Atturo's extensive retail business background coupled with his experience in grass roots football in this state provides a broad range of skills to the board.

Howard Eric Gretton – Director (resigned 24 August 2014)

Mr Gretton is a career journalist having spent more than 30 years in the media and is currently the News Director at Seven Perth. Mr Gretton has had a very successful career in the media, firstly completing his cadetship at the ABC and winning the Paul Tonkin Memorial Prize for Australian Radio and TV cadets. Over the last three decades he has been a freelance correspondent in London, a crime reporter and Senior News Producer. He produced the Seven Network's news coverage at the 2010 World Cup in South Africa and was elected to the Board of Football West on 27 August, 2013. He will oversee the media and communications portfolio.

The Honourable Robert Charles (Bob) Kucera, APM JP – Director (resigned 18 November 2013)

Mr Kucera immigrated to Australia in 1964 at the age of 20 after being born in Cardiff, Wales in 1944. Upon entering the WA Police, Mr Kucera steadily rose through the ranks from Officer to Detective Inspector before later serving as Assistant Commissioner of Police from 1996 - 2001. Mr Kucera retired from Police duty in 2001 to contest the State election and was elected to the Legislative Assembly in the electorate of Yokine as a member of the Australian Labor Party. Mr Kucera's first two years in parliament were as Health Minister before managing the portfolios of

FOOTBALL WEST LIMITED

DIRECTORS' REPORT

For the year ended 30 September 2014

Sport & Recreation, Tourism, Small Business and Disability Services amongst others. Mr Kucera is responsible for the Home of Football/Centre for Excellence and was re-elected by voting members at the 2010 AGM and voted in as Chairman at the first meeting of 2011 a position he held until 31 January, 2013 when he stood aside to contest a seat in the State Election in March 2013.

Anna Marie Liscia – Director and Company Secretary (appointed 15 April 2014)

Anna Liscia is a decorated legal practitioner in WA, having worked as a senior solicitor for Stone James & Co / Mallesons Stephen Jacques for over ten years before forming her own legal consultancy business, Liscia & Tavelli in 1993. Ms Liscia recently formed a new practice on her own, Liscia Legal, and has been a member of the Legal Practice Board of WA since 1999. Ms Liscia has also been involved with the Women Lawyers of WA Inc, Energy Review Board and the State Administrative Tribunal in the past 10 years. Ms Liscia is responsible for risk management and corporate governance.

Robert Andrew MacKay – Director

Rob MacKay has played amateur level football for more than 20 years and remains an active club player. This is complemented with more than fifteen years' experience in both grass roots football administration and in coaching, and a broad knowledge of both amateur and social football. Mr MacKay was previously a board member of the Western Australian Amateur and Social Soccer Association (WAASSA) and is a long serving manager with Telstra. Mr MacKay is responsible for the Amateur, Social & Masters portfolio and was re-elected by voting members at the 2010 AGM.

Luigi Giuliani- Director (appointed 19 March 2014)

Lui Giuliani (B.Bus - Curtin) is a member of the Institute of Chartered Accountants and a company director. Lui had a 20-year career with Ernst & Young and was a partner at the firm for 7 years. Amongst his current roles Lui is the Chairman of Austral Fisheries, Director of Matera Supply, Aspire Capital Partners and Board Advisory Member of Georgiou Group. Lui focuses on strategic direction planning, business mentoring and building professional business structures. Lui has had a long interest in football through his junior and master leagues playing days in the local football competition, coaching junior teams, attending major football games and his advisory role at Perth Glory FC.

Janette Caroline Spencer – Director

Janette Spencer has a strong background in women's soccer, having been the President of Women's Soccer WA for eight years, Director of Development for the Australian Womens Soccer Association and the first acting chair of the FFA's Women's Standing Committee. Janette played at state level during the late eighties and was a key member of the very successful Masters team, the Perth Strikers, that enjoyed great success winning medals at Australian and World Masters Games during the late nineties and early 2000's. Janette's professional background is in Management and she currently holds the position of Executive Manager Community Services, Perth Home Care Services. Prior to this position Ms Spencer worked as the Manager, Community Development at the City of Subiaco and Senior Manager Projects and Member Services at Volunteering WA and spent ten years with the Department of Sport and Recreation primarily as a sport consultant to some 22 State Sport Associations. Ms Spencer is responsible for the Women's portfolio.

FOOTBALL WEST LIMITED

DIRECTORS' REPORT

For the year ended 30 September 2014

CHANGE OF ACCOUNTING BALANCE DATE

Football West has applied to the Australian Securities & Investments Commission (ASIC) for relief to allow the financial year end of the company to be changed from 30 September to 31 October. This will enable Football West to provide a more meaningful financial report to members on the results for each year as the activities for each season finish in October each year rather than September. It will also align Football West's financial year to that of a number of other member federations in Australia.

ASIC has granted this relief so as a consequence the next Annual Report of Football West will be for the thirteen month period ending 31 October 2015.

CONTRIBUTIONS ON WINDING UP

In the event of the company being wound up, ordinary members are required to contribute a maximum of \$20 each.

The total amount that members of the company are liable to contribute if the company is wound up is \$60, based on three first members.

AUDITOR'S INDEPENDENT DECLARATION

A copy of the auditor's independence declaration as required under section 307C of the Corporations Act 2001 has been included on page 7.

Signed in accordance with a resolution of the directors, pursuant to section 298(2)(a) of the Corporations Act 2001.



Liam Twigger

Chairman

Perth

Date: 08 December 2014



Sherif Andrawes

Director

Perth

Date: 08 December 2014

AUDITOR'S INDEPENDENCE DECLARATION

As lead auditor for the audit of the financial report of Football West Limited for the year ended 30 September 2014, I declare that, to the best of my knowledge and belief, there have been no contraventions of:

- (i) the auditor independence requirements of the *Corporations Act 2001* in relation to the audit; and
- (ii) any applicable code of professional conduct in relation to the audit.

RSM BIRD CAMERON PARTNERS.

RSM BIRD CAMERON PARTNERS

AWhyte

ALASDAIR WHYTE
Partner

Perth, WA
Dated: 7 November 2014

FOOTBALL WEST LIMITED

STATEMENT OF COMPREHENSIVE INCOME
For the year ended 30 September 2014

	Notes	2014	2013
		\$	\$
Revenue	2	5,448,118	5,610,568
Total revenue		5,448,118	5,610,568
Depreciation and amortisation expense	3	(43,310)	(21,954)
Employee benefits expense	3	(1,863,513)	(1,689,606)
Finance costs	3	(13,712)	(2,547)
Other expenses	3	(3,826,920)	(3,717,836)
Total expenses		(5,747,455)	(5,431,943)
(Deficit)/ surplus before income tax expense		(299,337)	178,625
Income tax expense		-	-
(Deficit)/ surplus after income tax expense for the year attributable to the members of Football West Limited		(299,337)	178,625
Other comprehensive income for the year, net of tax		-	-
Total comprehensive (loss)/ income for the year attributable to the members of Football West Limited		(299,337)	178,625

The accompanying notes form an integral part of these financial statements.

FOOTBALL WEST LIMITED

STATEMENT OF FINANCIAL POSITION As at 30 September 2014

	Notes	2014 \$	2013 \$
CURRENT ASSETS			
Cash and cash equivalents	4	156,425	1,640,609
Trade and other receivables	5	1,052,885	879,349
TOTAL CURRENT ASSETS		1,209,310	2,519,958
NON-CURRENT ASSETS			
Property, plant and equipment	6	1,391,104	89,392
TOTAL NON-CURRENT ASSETS		1,391,104	89,392
TOTAL ASSETS		2,600,414	2,609,350
CURRENT LIABILITIES			
Trade and other payables	7	851,858	579,686
Provisions	8	175,774	171,458
Financial liabilities	9	5,405	5,405
TOTAL CURRENT LIABILITIES		1,033,037	756,549
NON-CURRENT LIABILITIES			
Financial liabilities	10	44,261	30,348
TOTAL NON-CURRENT LIABILITIES		44,261	30,348
TOTAL LIABILITIES		1,077,298	786,897
NET ASSETS		1,523,116	1,822,453
ACCUMULATED FUNDS			
Accumulated surplus		1,523,116	1,822,453

The accompanying notes form an integral part of these financial statements.

FOOTBALL WEST LIMITED

STATEMENT OF CHANGES IN EQUITY For the year ended 30 September 2014

	Accumulated Funds	Total
	\$	\$
Balance at 1 October 2012	1,643,828	1,643,828
Surplus after income tax expense for the year	178,625	178,625
Other comprehensive income for the year, net of tax	-	-
Total comprehensive income	<u>178,625</u>	<u>178,625</u>
Balance at 30 September 2013	<u>1,822,453</u>	<u>1,822,453</u>
Balance at 1 October 2013	1,822,453	1,822,453
Deficit after income tax expense for the year	(299,337)	(299,337)
Other comprehensive income for the year, net of tax	-	-
Total comprehensive loss	<u>(299,337)</u>	<u>(299,337)</u>
Balance at 30 September 2014	<u>1,523,116</u>	<u>1,523,116</u>

The accompanying notes form an integral part of these financial statements.

FOOTBALL WEST LIMITED

STATEMENT OF CASH FLOWS As at 30 September 2014

	Note	2014 \$	2013 \$
Cash flows from operating activities			
Receipts from customers		5,259,284	5,604,133
Interest received		15,298	24,377
Payments to suppliers and employees		(5,408,902)	(5,419,887)
Interest paid		(13,712)	(2,547)
Net cash (outflow)/inflow from operating	15	(148,032)	206,076
Cash flows from investing activities			
Acquisition of property, plant and equipment		(1,350,565)	(30,226)
Disposal of property, plant and equipment		500	-
Net cash (outflow) from investing activities		(1,350,065)	(30,226)
Cash flows from financing activities			
Loans received		777,000	-
Loan repayments		(763,087)	(2,858)
Net cash inflow/(outflow) from financing		13,913	(2,858)
Net (decrease)/ increase in cash held		(1,484,184)	172,992
Cash at beginning of the financial year		1,640,609	1,467,617
Cash at end of the financial year	4	156,425	1,640,609

The accompanying notes form an integral part of these financial statements.

NOTES TO FINANCIAL STATEMENTS
For the year ended 30 September 2014

1. STATEMENT OF SIGNIFICANT ACCOUNTING POLICIES

The principal accounting policies adopted in the preparation of the financial statements are set out below. These policies have been consistently applied to all the years presented, unless otherwise stated.

New, revised or amending Accounting Standards and Interpretations adopted

The company has adopted all of the new, revised or amending Accounting Standards and Interpretations issued by the Australian Accounting Standards Board ('AASB') that are mandatory for the current reporting period.

Any new, revised or amending Accounting Standards or Interpretations that are not yet mandatory have not been early adopted.

Basis of preparation

In the directors' opinion, the company is not a reporting entity because there are no users dependent on general purpose financial statements.

These are special purpose financial statements that have been prepared for the purposes of complying with the Corporations Act 2001 requirements to prepare and distribute financial statements to the members of Football West Limited. The directors have determined that the accounting policies adopted are appropriate to meet the needs of the members of Football West Limited.

These financial statements have been prepared in accordance with the recognition and measurement requirements specified by the Australian Accounting Standards and Interpretations issued by the Australian Accounting Standards Board ('AASB') and the disclosure requirements of AASB 101 'Presentation of Financial Statements', AASB 107 'Statement of Cash Flows', AASB 108 'Accounting Policies, Changes in Accounting Estimates and Errors', AASB 1031 'Materiality', AASB 1048 'Interpretation and Application of Standards' and AASB 1054 'Australian Additional Disclosures', as appropriate for not-for-profit oriented entities.

The financial statements were authorised for issue on 08 December 2014 by the directors of the company.

Historical cost convention

The financial statements have been prepared under the historical cost convention.

Critical accounting estimates

The preparation of the financial statements requires the use of certain critical accounting estimates. It also requires management to exercise its judgement in the process of applying the company's accounting policies. The areas involving a higher degree of judgement or complexity, or areas where assumptions and estimates are significant to the financial statements are disclosed in note 1.

NOTES TO FINANCIAL STATEMENTS
For the year ended 30 September 2014

1 STATEMENT OF SIGNIFICANT ACCOUNTING POLICIES (Cont.)

a. Revenue

Player registration and team entry fees

Player registration and team entry fees are recognised at the time of registration

Grants

Grants are recognised at their fair value where there is a reasonable assurance that the grant will be received and all attached conditions will be complied with.

Service revenue

Revenue from the rendering of a service is recognised upon the delivery of the service to the customers.

Sales-revenue

Revenue from the sale of goods and services is recognised upon the delivery of the good or service except for revenue generated from referees.

Donations and Bequests

Donations and bequests are recognised as revenue when received.

Interest

Interest revenue is recognised as it accrues using the effective interest rate method, which for floating rate financial assets is the rate inherent in the instrument.

Other revenue

Other revenue is recognised when it is received or when the right to receive payment is established.

All revenue is stated net of the amount of goods and services tax (GST).

b. Current and non-current classification

Assets and liabilities are presented in the statement of financial position based on current and non-current classification.

An asset is current when: it is expected to be realised or intended to be sold or consumed in normal operating cycle; it is held primarily for the purpose of trading; it is expected to be realised within twelve months after the reporting period; or the asset is cash or cash equivalent unless restricted from being exchanged or used to settle a liability for at least twelve months after the reporting period. All other assets are classified as non-current.

A liability is current when: it is expected to be settled in normal operating cycle; it is held primarily for the purpose of trading; it is due to be settled within twelve months after the reporting period; or there is no unconditional right to defer the

NOTES TO FINANCIAL STATEMENTS
For the year ended 30 September 2014

settlement of the liability for at least twelve months after the reporting period. All other liabilities are classified as non-current.

c. Cash and Cash Equivalents

Cash and cash equivalents include cash on hand, deposits held at-call with banks, other short-term highly liquid investments with original maturities of three months or less and bank overdrafts. Bank overdrafts are shown within short-term borrowings in current liabilities on the statement of financial position.

d. Trade and other receivables

Other receivables are recognised at amortised cost, less any provision for impairment.

e. Property, Plant and Equipment

Each class of property, plant and equipment is carried at cost or fair value, less, where applicable, accumulated depreciation and any impairment losses.

i. Plant and equipment

Plant and equipment are measured on the cost basis less depreciation and any impairment losses.

The carrying amount of plant and equipment is reviewed annually by directors to ensure it is not in excess of the recoverable amount from these assets. The recoverable amount is assessed on the basis of the expected net cash flows that will be received from the assets employment and subsequent disposal. The expected net cash flows have been discounted to their present values in determining recoverable amounts.

Plant and equipment that have been contributed at no cost, or for nominal cost, are recognised at the fair value of the asset at the date it is acquired.

ii. Depreciation

The depreciable amount of all fixed assets including buildings and capitalised lease assets, but excluding freehold land, is depreciated on a straight-line basis over the asset's useful life to the entity commencing from the time the asset is held ready for use. Leasehold improvements are depreciated over the shorter of either the unexpired period of the lease or the estimated useful lives of the improvements.

The depreciation rates used for each class of depreciable assets are:

iii.	Class of Fixed Asset	Depreciation Rate
	Plant and equipment	20% – 30%
	Leasehold Building	2.5% - 5%

The assets' residual values and useful lives are reviewed, and adjusted if appropriate, at the end of each reporting period.

NOTES TO FINANCIAL STATEMENTS
For the year ended 30 September 2014

An asset's carrying amount is written down immediately to its recoverable amount if the asset's carrying amount is greater than its estimated recoverable amount.

Gains and losses on disposals are determined by comparing proceeds with the carrying amount. These gains or losses are recognised immediately in the statement of comprehensive income. When revalued assets are sold, amounts included in the revaluation surplus relating to that asset are transferred to retained earnings.

f. Impairment of non-financial assets

Non-financial assets are reviewed for impairment whenever events or changes in circumstances indicate that the carrying amount may not be recoverable. An impairment loss is recognised for the amount by which the asset's carrying amount exceeds its recoverable amount.

Recoverable amount is the higher of an asset's fair value less costs of disposal and value-in-use. The value-in-use is the present value of the estimated future cash flows relating to the asset using a pre-tax discount rate specific to the asset or cash-generating unit to which the asset belongs. Assets that do not have independent cash flows are grouped together to form a cash-generating unit.

g. Trade and other payables

These amounts represent liabilities for goods and services provided to the company prior to the end of the financial year and which are unpaid. Due to their short-term nature they are measured at amortised cost and are not discounted. The amounts are unsecured and are usually paid within 30 days of recognition.

h. Employee Benefits

Short-term employee benefits

Liabilities for wages and salaries, including non-monetary benefits, annual leave and long service leave expected to be settled within 12 months of the reporting date are recognised in current liabilities in respect of employees' services up to the reporting date and are measured at the amounts expected to be paid when the liabilities are settled. Contributions are made by the entity to an employee superannuation fund and are charged as expenses when incurred.

Other long-term employee benefits

The liability for annual leave and long service leave not expected to be settled within 12 months of the reporting date are recognised in non-current liabilities, provided there is an unconditional right to defer settlement of the liability. The liability is measured as the present value of expected future payments to be made in respect of services provided by employees up to the reporting date using the projected unit credit method. Consideration is given to expected future wage and salary levels, experience of employee departures and periods of service. Expected future payments are discounted using market yields at the reporting date on national government bonds with terms to maturity and currency that match, as closely as possible, the estimated future cash outflows.

NOTES TO FINANCIAL STATEMENTS
For the year ended 30 September 2014

1 STATEMENT OF SIGNIFICANT ACCOUNTING POLICIES (Cont.)

i. Goods and Services Tax (GST)

Revenues, expenses and assets are recognised net of the amount of GST, except where the amount of GST incurred is not recoverable from the Australian Taxation Office (ATO).

Receivables and payables are stated inclusive of the amount of GST receivable or payable. The net amount of GST recoverable from, or payable to, the ATO is included with other receivables or payables in the statement of financial position.

Cash flows are presented on a gross basis. The GST components of cash flows arising from investing or financing activities which are recoverable from, or payable to, the ATO are presented as operating cash flows included in receipts from customers or payments to suppliers.

j. Income Tax

No provision for income tax has been raised as the entity is exempt from income tax under Div 50 of the Income Tax Assessment Act 1997.

k. Comparative Figures

Where required by Accounting Standards, comparative figures have been adjusted to conform to changes in presentation for the current financial year.

When an entity applies an accounting policy retrospectively, makes a retrospective restatement or reclassifies items in its financial statements, a statement of financial position as at the beginning of the earliest comparative period must be disclosed.

l. Critical Accounting Estimates and Judgments

The directors evaluate estimates and judgments incorporated into the financial statements based on historical knowledge and best available current information. Estimates assume a reasonable expectation of future events and are based on current trends and economic data, obtained both externally and within the company. At the reporting date there were no accounting estimates and judgements requiring evaluation by the directors.

m. New standards and interpretations issued but not yet effective

Australian Accounting Standards and Interpretations that have recently been issued or amended but are not yet mandatory, have not been early adopted by the Football West Limited for the annual reporting period ended 30 September 2014.

FOOTBALL WEST LIMITED

NOTES TO FINANCIAL STATEMENTS For the year ended 30 September 2014

	2014	2013
	\$	\$
2. REVENUE		
Player registrations	2,398,754	2,346,723
Grants	806,422	904,098
Development fees	764,941	875,092
Sponsorship - general	214,976	282,267
Sponsorship - Healthways WA	343,300	299,000
Referees	460,369	320,726
Team entries fees	324,399	311,239
Interest income	15,298	24,377
Other income	119,659	247,046
Total revenue	5,448,118	5,610,568

FOOTBALL WEST LIMITED

	2014	2013
	\$	\$
Depreciation and amortisation expense		
Depreciation expense	31,234	18,954
Amortisation expense	12,076	3,000
	<u>43,310</u>	<u>21,954</u>
Employee benefits expense		
Salaries and wages	1,711,562	1,556,504
Superannuation	151,951	133,102
	<u>1,863,513</u>	<u>1,689,606</u>
Finance cost		
Interest on loan – City of Bayswater	2,318	2,547
Interest on bank loan	11,394	-
	<u>13,712</u>	<u>2,547</u>
Other expenses		
Insurance expense	356,538	344,972
Contractors	497,074	380,483
Travel and accommodation	611,394	760,280
Office expenses	110,573	156,354
FFA levy	528,035	497,392
Competitions	244,916	218,631
Game development	814,346	791,611
Advertising and marketing	325,824	319,037
Other expenses	338,220	249,076
	<u>3,826,920</u>	<u>3,717,836</u>

FOOTBALL WEST LIMITED

	2014	2013
	\$	\$
3. CASH AND CASH EQUIVALENTS		
Cash on hand	500	500
Cash at bank	155,925	1,640,109
	<u>156,425</u>	<u>1,640,609</u>

The company entered into a loan facility with Bank West during the year for the acquisition of premises at 262 Lord Street, Perth. The facility has a limit of \$777,000. In order to minimise the interest expense arising on this loan excess cash on hand is deposited into the loan account. This cash is available to redraw as required.

As at 30 September 2014 \$760,000 of excess cash was deposited in the loan account to reduce interest cost and is available for redraw in addition to the \$156,425 cash disclosed above making a total of \$916,425 available.

4. TRADE AND OTHER RECEIVABLES

Trade receivables	511,728	260,865
Other receivables	9,900	-
Prepayments	531,257	618,484
	<u>1,052,885</u>	<u>879,349</u>

5. PROPERTY, PLANT AND EQUIPMENT

Land

At cost	<u>670,500</u>	<u>-</u>
---------	----------------	----------

Buildings

At cost	500,000	-
Accumulated depreciation	(4,931)	-
	<u>495,069</u>	<u>-</u>

Leasehold buildings

At cost	52,750	52,750
Amortisation	(29,488)	(23,673)
	<u>23,262</u>	<u>29,077</u>

Fixtures & fittings

At cost	130,099	17,208
Accumulated depreciation	(23,249)	(15,449)
	<u>106,850</u>	<u>1,759</u>

Equipment

At cost	151,736	110,972
Accumulated depreciation	(81,310)	(56,568)
	<u>70,426</u>	<u>54,404</u>

FOOTBALL WEST LIMITED

	2014	2013
	\$	\$
6. PROPERTY, PLANT AND EQUIPMENT (cont.)		
Motor vehicles		
At cost	26,410	6,354
Accumulated depreciation	(1,413)	(2,202)
	<u>24,997</u>	<u>4,152</u>
	<u>1,391,104</u>	<u>89,392</u>
Movements in carrying values		
Land		
Carrying value at the start of the year	-	-
Additions	670,500	-
Carrying value at the end of the year	<u>670,500</u>	<u>-</u>
Buildings		
Carrying value at the start of the year	-	-
Additions	500,000	-
Depreciation	(4,931)	-
Carrying value at the end of the year	<u>495,069</u>	<u>-</u>
Leasehold buildings		
Carrying value at the start of the year	29,077	32,077
Depreciation	(5,815)	(3,000)
Carrying value at the end of the year	<u>23,262</u>	<u>29,077</u>
Furniture & fittings		
Carrying value at the start of the year	1,759	1,181
Additions	112,891	1,117
Depreciation	(7,800)	(539)
Carrying value at the end of the year	<u>106,850</u>	<u>1,759</u>

FOOTBALL WEST LIMITED

	2014	2013
	\$	\$
6. PROPERTY, PLANT AND EQUIPMENT (cont.)		
Equipment		
Carrying value at the start of the year	54,404	42,673
Additions	40,764	29,108
Depreciation	(24,742)	(17,377)
Carrying value at the end of the year	<u>70,426</u>	<u>54,404</u>
Motor vehicles		
Carrying value at the start of the year	4,152	5,189
Additions	26,410	-
Disposals	(5,543)	-
Depreciation	(22)	(1,037)
Carrying value at the end of the year	<u>24,997</u>	<u>4,152</u>
	<u>1,391,104</u>	<u>89,392</u>
7. TRADE AND OTHER PAYABLES (CURRENT)		
Trade payables	179,489	155,307
Other payables and accruals	162,436	130,407
Unearned income	509,933	293,972
	<u>851,858</u>	<u>579,686</u>
8. PROVISIONS (CURRENT)		
Employee entitlements	<u>175,774</u>	<u>171,458</u>
9. FINANCIAL LIABILITIES (CURRENT)		
Loan - City of Bayswater	<u>5,405</u>	<u>5,405</u>

FOOTBALL WEST LIMITED

	2014	2013
	\$	\$
10. FINANCIAL LIABILITIES (NON-CURRENT)		
Bank loan	17,000	-
Loan - City of Bayswater	27,262	30,348
	<u>44,262</u>	<u>30,348</u>
BANK LOAN		
Total facility	777,000	-
Used at the reporting date	17,000	-
Unused at the reporting date	<u>760,000</u>	<u>-</u>

Assets pledged as security

The bank loan is secured by a mortgage over the land and building assets (Lord Street property). The loan facility is up to \$777,000 and is interest only for the first 24 months.

In order to minimise the interest expense arising on this loan excess cash on hand is deposited into the loan account. This cash is available to redrawn as required. As at 30 September 2014 \$760,000 of excess cash was deposited in the loan account to reduce interest cost and is available for redraw.

The loan from the City of Bayswater is a 20 year self-supporting loan resulting from the transfer of undertakings of the Junior Soccer Association of Western Australia (Inc).

11. AUDITORS REMUNERATION

Amounts received or due and receivable by the auditors of Football West Ltd for:

- audit of the financial report of the individual entity	16,000	15,000
	<u>16,000</u>	<u>15,000</u>

12. CONTINGENT LIABILITIES

The company had no contingent liabilities as at 30 September 2014.

13. CAPITAL AND LEASING COMMITMENTS

Non-cancellable operating lease contracted for but not capitalised in the financial statements

Payable:

- 1 year	5,404	16,457
- longer than 1 year but not longer than 5 years	22,965	46,900
- longer than 5 years	14,860	39,494
	<u>43,229</u>	<u>102,851</u>

Football West Limited is committed to rent the premises at Gibbney Reserve until 5 January 2024 which accounts for the vast majority of the above commitments.

FOOTBALL WEST LIMITED

14. EVENTS SUBSEQUENT TO REPORTING DATE

There are no matters or circumstances that have arisen since 30 September 2014 which significantly affected or may significantly affect the operations of the company, the results of those operations, or the state of affairs of the company in future financial years.

15. RECONCILIATION OF (DEFICIT)/ SURPLUS AFTER INCOME TAX TO NET CASH FROM OPERATING ACTIVITIES

	2014	2013
	\$	\$
(Deficit)/ surplus after income tax expense for the year	(299,337)	178,625
Adjustments for		
Loss on sale of assets	5,043	
Depreciation and amortisation	43,310	21,954
Change in assets and liabilities		
(Increase)/Decrease in receivables	(173,536)	17,942
Decrease in inventory	-	6,436
Increase/(Decrease) in payables	272,172	(47,054)
Increase in provisions	4,316	28,173
Net cash (outflow)/inflow from operating activities	<u>(148,032)</u>	<u>206,076</u>

16. MEMBERS' GUARANTEES

The company is limited by guarantee. If the company is wound up, the Constitution states that each member is required to contribute a maximum of \$20 each towards meeting any outstanding obligations of the company. At 30 September 2014 the number of first members was three.

FOOTBALL WEST LIMITED

DIRECTORS' DECLARATION

As at 30 September 2014

DECLARATION BY DIRECTORS

The directors have determined that the company is not a reporting entity and that these special purpose financial statements should be prepared in accordance with the accounting policies described in Note 1 to the financial statements.

The directors of the company declare that:

1. The financial statements, comprising the statement of comprehensive income, statement of financial position, statement of cash flows, statement of changes in equity, and accompanying notes, are in accordance with the Corporations Act 2001 and:
 - (a) comply with Accounting Standards as described in Note 1 to the financial statements and the Corporations Regulations 2001; and
 - (b) give a true and fair view of the company's financial position as at 30 September 2014 and of its performance for the year ended on that date in accordance with the accounting policies described in Note 1 to the financial statements.
2. In the directors' opinion, there are reasonable grounds to believe that the company will be able to pay its debts as and when they become due and payable.

This declaration is made in accordance with a resolution of the Board of Directors made pursuant to section 295(5)(a) of the Corporations Act 2001.

For and on behalf of the board



Liam Twigger

Chairman

Perth

Date: 8 December 2014




Sherif Andrawes

Director

Perth

Date: 08 December 2014



RSM Bird Cameron Partners
8 St Georges Terrace Perth WA 6000
GPO Box R1253 Perth WA 6844
T +61 8 9291 9100 F +61 8 9291 9101
www.rsm.com.au

**INDEPENDENT AUDITOR'S REPORT
TO THE MEMBERS OF
FOOTBALL WEST LIMITED**

We have audited the accompanying financial report, being a special purpose financial report, of Football West Limited ("the company"), which comprises the statement of financial position as at 30 September 2014, the statement of comprehensive income, statement of changes in equity and statement of cash flows for the year then ended, notes comprising a summary of significant accounting policies and other explanatory notes and the directors' declaration.

Directors' Responsibility for the Financial Report

The directors of the company are responsible for the preparation of the financial report and have determined that the basis of preparation described in Note 1 to the financial report is appropriate to meet the requirements of the *Corporations Act 2001* and is appropriate to meet the needs of the members.

The directors' responsibility also includes such internal control as the directors determine is necessary to enable the preparation of a financial report that is free from material misstatement, whether due to fraud or error.

Auditor's Responsibility

Our responsibility is to express an opinion on the financial report based on our audit. We conducted our audit in accordance with Australian Auditing Standards. Those standards require that we comply with relevant ethical requirements relating to audit engagements and plan and perform the audit to obtain reasonable assurance whether the financial report is free from material misstatement.

An audit involves performing procedures to obtain audit evidence about the amounts and disclosures in the financial report. The procedures selected depend on the auditor's judgement, including the assessment of the risks of material misstatement of the financial report, whether due to fraud or error. In making those risk assessments, the auditor considers internal control relevant to the entity's preparation of the financial report that gives a true and fair view in order to design audit procedures that are appropriate in the circumstances, but not for the purpose of expressing an opinion on the effectiveness of the entity's internal control. An audit also includes evaluating the appropriateness of accounting policies used and the reasonableness of accounting estimates made by the directors, as well as evaluating the overall presentation of the financial report.

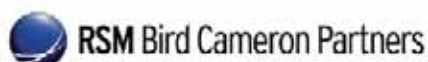
We believe that the audit evidence we have obtained is sufficient and appropriate to provide a basis for our audit opinion.

Liability limited by a
scheme approved
under Professional
Standards Legislation

Major Offices in:
Perth, Sydney, Melbourne,
Adelaide and Canberra
ABN 36 995 185 036

RSM Bird Cameron Partners is a member of the RSM network. Each member of the RSM network is an independent accounting and advisory firm which practices in its own right. The RSM network is not itself a separate legal entity in any jurisdiction.





Independence

In conducting our audit, we have complied with the independence requirements of the *Corporations Act 2001*. We confirm that the independence declaration required by the *Corporations Act 2001*, which has been given to the directors of Football West Limited, would be in the same terms if given to the directors as at the time of this auditor's report.

Opinion

In our opinion the financial report of Football West Limited is in accordance with the *Corporations Act 2001*, including:

- (a) giving a true and fair view of the company's financial position as at 30 September 2014 and of its performance for the year ended on that date; and
- (b) complying with Australian Accounting Standards to the extent described in Note 1 and the *Corporations Regulations 2001*.

Basis of Accounting

Without modifying our opinion, we draw attention to Note 1 to the financial report, which describes the basis of accounting. The financial report has been prepared for the purpose of fulfilling the directors' financial reporting responsibilities under the *Corporations Act 2001*. As a result, the financial report may not be suitable for another purpose.

RSM BIRD CAMERON PARTNERS.
RSM BIRD CAMERON PARTNERS

A handwritten signature in black ink, appearing to read 'A Whyte'.

ALASDAIR WHYTE
Partner

Perth, WA
Dated: 7 November 2014



Independence

In conducting our audit, we have complied with the independence requirements of the *Corporations Act 2001*. We confirm that the independence declaration required by the *Corporations Act 2001*, which has been given to the directors of Football West Limited, would be in the same terms if given to the directors as at the time of this auditor's report.

Opinion

In our opinion the financial report of Football West Limited is in accordance with the *Corporations Act 2001*, including:

- (a) giving a true and fair view of the company's financial position as at 30 September 2014 and of its performance for the year ended on that date; and
- (b) complying with Australian Accounting Standards to the extent described in Note 1 and the *Corporations Regulations 2001*.

Basis of Accounting

Without modifying our opinion, we draw attention to Note 1 to the financial report, which describes the basis of accounting. The financial report has been prepared for the purpose of fulfilling the directors' financial reporting responsibilities under the *Corporations Act 2001*. As a result, the financial report may not be suitable for another purpose.

RSM BIRD CAMERON PARTNERS.
RSM BIRD CAMERON PARTNERS

A handwritten signature in black ink, appearing to read 'A Whyte'.

ALASDAIR WHYTE
Partner

Perth, WA
Dated: 7 November 2014

Football West Limited

UNAUDITED DETAILED PROFIT & LOSS STATEMENT For the year ended 30 September 2014

	2014	2013
	\$	\$
REVENUE		
Player registrations		
Player registrations	2,398,754	2,346,723
Grants	806,422	904,098
Development fees	764,941	875,092
Sponsorship - general	214,976	282,267
Sponsorship - Healthways WA	343,300	299,000
Referees	460,369	320,726
Team entries fees	324,399	311,239
Interest income	15,298	24,377
Other income	119,659	247,046
	<u>5,448,118</u>	<u>5,610,568</u>
EXPENSES		
Depreciation and amortisation expense		
Depreciation expense	31,234	18,954
Amortisation expense	12,076	3,000
	<u>43,310</u>	<u>21,954</u>
Employee benefits expense		
Salaries and wages	1,711,562	1,556,504
Superannuation	151,951	133,102
	<u>1,863,513</u>	<u>1,689,606</u>
Finance cost		
Interest on loan – City of Bayswater	2,318	2,547
Interest on bank loan	11,394	-
	<u>13,712</u>	<u>2,547</u>
Other expenses		
Insurance expense	356,538	344,972
Contractors	497,074	380,483
Travel and accommodation	611,394	760,280
Office expenses	110,573	156,354
FFA levy	528,035	497,392
Competitions	244,916	218,631

This unaudited profit and loss statement has been prepared by us at the request of and for the purpose of members and we accept no responsibility towards and any other person – refer to preceding auditor's disclaimer.

RSM BIRD CAMERON PARTNERS

Football West Limited

	2014	2013
	\$	\$
Other expenses (cont.)		
Game development	814,346	791,611
Advertising and marketing	325,824	319,037
Other expenses	338,220	249,076
	<u>3,826,920</u>	<u>3,717,836</u>
TOTAL (DEFICIT)/SURPLUS	<u>(299,337)</u>	<u>178,625</u>

OTHER EXPENSES

Discount – (part year registration)	109	8,340
Audit fees	16,000	15,000
Bad debts written off	5,609	9,811
Bank fees	13,720	10,282
Cleaning	8,734	10,322
Competition entry fees	-	550
Competition production	5,000	2,398
Allowances- Perth Glory Women players	58,995	-
Courier	2,407	3,248
Discipline & grievance	5,086	8,014
Donations	4,370	3,900
Entertainment/hospitality	3,865	7,928
Electricity	9,469	4,659
Consumables	738	-
Leasing (phone/copier)	(793)	6,340
Legal	4,189	7,200
Motor vehicle reimburse	428	657
Mobile phones	31,545	26,305
Meeting expenses	17,374	14,987
Office equipment	-	22,672
Office supplies	250	6,004
Parking	60	-
Motor vehicle expenses	16,441	9,836
Police checks	399	653
Recruitment	282	7,085
Rent	38,909	28,089
Repairs & maintenance	8,210	2,240
Security	14,164	12,623
Staff amenities	7,138	4,402
Staff development	19,085	4,156

This unaudited profit and loss statement has been prepared by us at the request of and for the purpose of members and we accept no responsibility towards and any other person – refer to preceding auditor's disclaimer.

RSM BIRD CAMERON PARTNERS

Football West Limited

OTHER EXPENSES (cont.)

Stamp duty	27	-
Strata Levies	1,866	-
Subscriptions/memberships	23,114	8,058
Telephone – fixed	8,261	3,317
Rates	7,360	-
Water	766	-
Loss on sale of property plant and equipment	5,043	-
TOTAL OTHER EXPENSES	338,220	249,076

This unaudited profit and loss statement has been prepared by us at the request of and for the purpose of members and we accept no responsibility towards and any other person – refer to preceding auditor’s disclaimer.

RSM BIRD CAMERON PARTNER

Football West Limited

Honorary Life Members

A. Craigie*
A. Hassell*
Ahmed Ismail
Alan Beale*
Alan Robertson
Alistar Mackay
Andy Gorton
B. Owenell*
Barbara Gibson
Barbara Hogan
Barbara Rogysky
Barrie Greenwood
Beryl Miles*
Brian Haley
Charlie Sweeney*
D. Ferguson*
Dave Collier
Denis McInerney
Denis Southwick*
Domenic Italiano
E. Higgins*
Eddie Retamal
Edward Gray
Edward Saunders
Edwin Evans
Eric Thomas
Ernie Topleberg
F. Bowyer*
Frank Kettell
Fred Burfit*
Fred Cumbor*

Inaugural Board Members

Russell Goodrick
Marcello Cardeci
Linda Wayman
Steve Coppack
Jodie McGuire
Luke Martin
Joe Claudio
Kevin Campbell
Paul Kelly

*Deceased

Gavin Braithwaite*
George Bond*
George Crow*
Giuseppe Lacerenza
E. Thomas*
E. Tonkinson*
E. Topleberg
Hank Beumer*
Hans Leber
Harry Croft
Herbet Bruynsteyne
J. A. (Mick) Lee*
J. Allen*
J. Blyth*
J. Stevenson*
Janette Spencer
Jeff Munn
John Basen*
John De Ceglie
John Venn
Jud Sterner*
Jude Pettitt
John Talbert
Julius Re
Keith Beswick*
Keith Wood*
Ken Rogers
Laurie Harrod
Lou Ricci
Margery Beswick
Michael Hennessey

Mick Mateljan*
P. Muldownie*
P. Woods*
Percy Bailey
Pete Gravestock
Peter Dimopoulos
R. Banwell*
R. Hill*
R. McShane*
R. Oswald*
Rita Richardson
Robert McShane*
Robert Watson
Robert Hopkins
Roger Lefort
Roger Males
Ralph Preston
Roy Stedman
Roy Wilkinson*
Sandy Thompson*
Sheila Downham*
Siggy Kramer*
Sue Potter
Syd Allen
T. Booth*
Ted Gray
Tom Anderson*
Vickie Pasinotti
W. Auld*

Life Members

Denis McInerney
Kevin Campbell
John O'Connell
Penny Tanner-Hoath
Peter Koulizos

National Premier Leagues		
Rank	Team	Points
1	Bayswater City SC	51
2	Perth SC	49
3	Balcatta FC	43
4	Sorrento FC	41
5	Stirling Lions SC	38
6	Cockburn City SC	35
7	Floreat Athena FC	31
8	ECU Joondalup SC	30
9	Inglewood United SC	22
10	Perth Glory FC	15
11	Subiaco AFC	14
12	Armadale SC	7

National Premier Leagues U20		
Rank	Team	Points
1	Perth SC	57
2	Stirling Lions SC	43
3	Perth Glory FC	41
4	Balcatta FC	40
5	Sorrento FC	38
6	ECU Joondalup SC	33
7	Bayswater City SC	30
8	Cockburn City SC	29
9	Subiaco AFC	24
10	Inglewood United SC	23
11	Armadale SC	19
12	Floreat Athena FC	4

National Premier Leagues U18		
Rank	Team	Points
1	ECU Joondalup SC	51
2	Perth SC	51
3	Perth Glory FC	44
4	Stirling Lions SC	40
5	Subiaco AFC	38
6	Inglewood United SC	30
7	Balcatta FC	30
8	Bayswater City SC	28
9	Armadale SC	21
10	Cockburn City SC	21
11	Sorrento FC	12
12	Floreat Athena FC	10

National Premier Leagues U16		
Rank	Team	Points
1	Cockburn City SC	48
2	Subiaco AFC	47
3	Perth Glory FC	44
4	Perth SC	41
5	Bayswater City SC	40
6	Sorrento FC	35
7	Inglewood United SC	30
8	Balcatta FC	27
9	Armadale SC	27
10	ECU Joondalup SC	26
11	Stirling Lions SC	14
12	Floreat Athena FC	4

National Premier Leagues U15		
Rank	Team	Points
1	ECU Joondalup SC	48
2	Sorrento FC	43
3	Floreat Athena FC	39
4	Perth Glory FC	38
5	Cockburn City SC	36
6	Inglewood United SC	36
7	Perth SC	31
8	Stirling Lions SC	31
9	Balcatta FC	23
10	Armadale SC	19
11	Subiaco AFC	13
12	Bayswater City SC	10

National Premier Leagues U14		
Rank	Team	Points
1	Perth Glory FC	46
2	ECU Joondalup SC	46
3	Perth SC	42
4	Armadale SC	38
5	Balcatta FC	35
6	Floreat Athena FC	30
7	Bayswater City SC	30
8	Stirling Lions SC	29
9	Sorrento FC	26
10	Cockburn City SC	23
11	Subiaco AFC	17
12	Inglewood United SC	9

National Premier Leagues U13		
Rank	Team	Points
1	ECU Joondalup SC	57
2	Balcatta FC	48
3	Sorrento FC	44
4	Perth SC	43
5	Stirling Lions SC	39
6	Subiaco AFC	32
7	Armadale SC	31
8	Perth Glory FC	30
9	Cockburn City SC	27
10	Bayswater City SC	16
11	Inglewood United SC	10
12	Floreat Athena FC	0

National Premier Leagues U12		
Rank	Team	Points
1	ECU Joondalup SC	61
2	Sorrento FC	51
3	Perth SC	46
4	Floreat Athena FC	42
5	Subiaco AFC	37
6	Bayswater City SC	33
7	Perth Glory FC	31
8	Stirling Lions SC	21
9	Cockburn City SC	19
10	Armadale SC	17
11	Balcatta FC	14
12	Inglewood United SC	6

All Flags State League Division One		
Rank	Team	Points
1	Shamrock Rovers Perth FC	55
2	Ashfield SC	52
3	Bunbury Forum Force FC	45
4	Western Knights SC	38
5	Morley-Windmills SC	30
6	Canning City SC	29
7	Swan United FC	27
8	UWA-Nedlands FC	25
9	Mandurah City FC	24
10	Gosnells City FC	24
11	Dianella White Eagles SC	15
12	Wanneroo City SC	11

All Flags State League Division One Reserves		
Rank	Team	Points
1	Gosnells City FC	49
2	Canning City SC	46
3	Ashfield SC	45
4	Swan United FC	39
5	Shamrock Rovers Perth FC	30
6	Morley-Windmills SC	30
7	UWA-Nedlands FC	29
8	Bunbury Forum Force FC	29
9	Western Knights SC	25
10	Mandurah City FC	21
11	Dianella White Eagles SC	17
12	Wanneroo City SC	12

All Flags State League Division One U18		
Rank	Team	Points
1	Gosnells City FC	55
2	Shamrock Rovers Perth FC	54
3	Ashfield SC	45
4	Wanneroo City SC	43
5	UWA-Nedlands FC	35
6	Canning City SC	31
7	Bunbury Forum Force FC	28
8	Swan United FC	26
9	Mandurah City FC	23
10	Western Knights SC	22
11	Dianella White Eagles SC	9
12	Morley-Windmills SC	6

All Flags State League Division Two		
Rank	Team	Points
1	Joondalup United FC	58
2	Rockingham City FC	45
3	Forrestfield United SC	38
4	Curtin University SC	38
5	Melville City FC	38
6	Fremantle United SC	36
7	Joondalup City FC	36
8	Olympic Kingsway SC	24
9	Quinns FC	23
10	Balga SC	19
11	Ellenbrook United FC	13
12	Kelmscott Roos SC	8

All Flags State League Division Two Reserves		
Rank	Team	Points
1	Joondalup City FC	55
2	Joondalup United FC	46
3	Melville City FC	46
4	Fremantle United SC	42
5	Quinns FC	40
6	Olympic Kingsway SC	40
7	Rockingham City FC	32
8	Forrestfield United SC	26
9	Curtin University SC	19
10	Balga SC	16
11	Kelmscott Roos SC	14
12	Ellenbrook United FC	11

All Flags State League Division Two U18		
Rank	Team	Points
1	Quinns FC	51
2	Forrestfield United SC	50
3	Rockingham City FC	50
4	Joondalup City FC	49
5	Fremantle United SC	36
6	Balga SC	36
7	Melville City FC	33
8	Joondalup United FC	26
9	Olympic Kingsway SC	24
10	Ellenbrook United FC	13
11	Kelmscott Roos SC	12
12	Curtin University SC	3

MySolar Sunday League Premier Division		
Rank	Team	Points
1	North Perth United SC	57
2	Fremantle Croatia SC	55
3	Gwelup Croatia SC	45
4	Kwinana United SC	31
5	Perth Royals SC	30
6	Kingsley SC	29
7	BB United SC	26
8	Southern Spirit FC	26
9	Hamersley Rovers SC	22
10	Queens Park SC	20
11	South Perth United SC	20
12	Whitford City SC	18

MySolar Sunday League Premier Division Reserves		
Rank	Team	Points
1	North Perth United SC	61
2	Hamersley Rovers SC	42
3	Kingsley SC	40
4	BB United SC	39
5	Gwelup Croatia SC	37
6	Queens Park SC	34
7	Fremantle Croatia SC	32
8	Southern Spirit FC	24
9	South Perth United SC	19
10	Kwinana United SC	16
11	Perth Royals SC	14
12	Whitford City SC	14

MySolar Sunday League Division One		
Rank	Team	Points
1	Wembley Downs SC	57
2	Port Kennedy SC	47
3	Maccabi SC	45
4	Maddington White City FC	34
5	Stirling Panthers SC	29
6	International Calcio FC	26
7	Kalamunda United FC	26
8	ALFC (WA)	26
9	North Lakes SC	26
10	Belmont Villa SC	24
11	Floreat Athena FC	21
12	North Beach SC	18

MySolar Sunday League Division One Reserves		
Rank	Team	Points
1	Wembley Downs SC	61
2	Port Kennedy SC	47
3	Stirling Panthers SC	46
4	North Beach SC	35
5	Kalamunda United FC	33
6	Maccabi SC	32
7	International Calcio FC	29
8	Floreat Athena FC	28
9	Belmont Villa SC	26
10	Maddington White City FC	17
11	North Lake SC	15
12	ALFC (WA)	10

MySolar Sunday League Division Two		
Rank	Team	Points
1	Subiaco AFC	48
2	Quinns FC	38
3	Jaguar FC	38
4	Ballajura AFC	36
5	Carramar FC	35
6	UWA-Nedlands FC	24
7	Lynwood United FC	22
8	Warnbro Strikers SC	21
9	La Fiamma	21
10	Olympic Kingsway SC	17
11	Canning City SC	11

MySolar Sunday League Division Two Reserves		
Rank	Team	Points
1	Subiaco AFC	55
2	UWA-Nedlands FC	51
3	Jaguar FC	46
4	Carramar FC	39
5	Quinns FC	39
6	Ballajura AFC	27
7	Lynwood United FC	25
8	Olympic Kingsway SC	14
9	Warnbro Strikers SC	13
10	Canning City SC	12
11	La Fiamma	7

Football West Limited

MySolar Sunday League Division Three		
Rank	Team	Points
1	Shamrock Rovers Perth FC	46
2	Joondalup United FC	45
3	Cracovia White Eagles SC	45
4	Caversham Athletic FC	33
5	South Perth United SC	33
6	Gosnells City FC	31
7	Stirling Lions SC	22
8	Ahly Perth FC	18
9	Bassendean Caledonian SC	16
10	Perth Hills Utd FC	15
11	UWA-Nedlands FC	11

MySolar Sunday League Division Three Reserves		
Rank	Team	Points
1	Shamrock Rovers Perth FC	50
2	Joondalup United FC	45
3	South Perth United SC	44
4	Cracovia White Eagles SC	43
5	Stirling Lions SC	34
6	Caversham Athletic FC	31
7	Gosnells City FC	27
8	Bassendean Caledonian SC	21
9	UWA-Nedlands FC	16
10	Ahly Perth FC	4
11	Perth Hills Utd FC	3

MySolar Sunday League Division Four		
Rank	Team	Points
1	Backpackers FC	55
2	Forrestfield United SC	51
3	Melville City FC	40
4	Brooklands FC	39
5	Noranda City FC	37
6	Subiaco AFC	32
7	Perth Royals SC	31
8	Curtin University SC	25
9	Sporting Warriors SC	20
10	Fraser Park FC	19
11	Sutherlands Park SC	16
12	Hamersley Rovers SC	11

MySolar Sunday League Division Four Reserves		
Rank	Team	Points
1	Sporting Warriors SC	58
2	Backpackers FC	51
3	Brooklands FC	51
4	Forrestfield United SC	48
5	Melville City FC	33
6	Noranda City FC	30
7	Perth Royals SC	28
8	Subiaco AFC	27
9	Curtin University SC	24
10	Hamersley Rovers SC	17
11	Fraser Park FC	8
12	Sutherlands Park SC	8

MySolar Sunday League Division Five		
Rank	Team	Points
1	Ashfield East Perth FC	60
2	Yanchep United FC	45
3	Peel United SC	44
4	Bayswater City SC	40
5	Maniana FC	29
6	Leeming Strikers SC	15
7	Western United FC	9
8	Perth Dream 06 FC	5

MySolar Sunday League Division Five Reserves		
Rank	Team	Points
1	Ashfield East Perth FC	53
2	Bayswater City SC	51
3	Peel United SC	47
4	Yanchep United FC	31
5	Leeming Strikers SC	24
6	Maniana FC	22
7	Western United FC	21
8	Perth Dream 06 FC	3

MySolar Metropolitan League Premier Division		
Rank	Team	Points
1	Liberties Celtic FC	50
2	East Fremantle SC	44
3	Mandurah City FC	35
4	Perth Celtic FC	34
5	Sorrento Vikings	33
6	Joondanna Blues FC	25
7	Ibex FC	24

MySolar Metropolitan League Division One		
Rank	Team	Points
1	Fremantle United SC	45
2	UWA-Nedlands FC	38
3	Black Stars	35
4	Perth Saints SC	30
5	Balcatta SC	28
6	Emerald FC	25
7	Wembley Downs SC	23
8	Centenary FC	18
9	Hamersley Rovers SC	11
10	Southern Spirit FC	4

MySolar Metropolitan League North Division One		
Rank	Team	Points
1	Shamrock Rovers Perth FC	52
2	Chipolopolo	47
3	Redsea Camels	46
4	Balcatta SC	42
5	Joondanna Blues FC	29
6	North Beach SC	28
7	Swan United FC	27
8	Carramar FC	25
9	Stirling Panthers SC	21
10	Yanchep United FC	5
11	Cracovia White Eagles SC	1

MySolar Metropolitan League North Division Two		
Rank	Team	Points
1	North Perth United SC	60
2	Kingsley SC	46
3	UWA-Nedlands FC	46
4	Alexander Florina FC	37
5	Wanneroo City SC	36
6	Perth City SC	34
7	Liberties Celtic FC	32
8	Westside FC	25
9	Tuart Hill SC	18
10	Hamersley Rovers SC	13
11	Noranda City FC	12
12	Ishtar United FC	7

MySolar Metropolitan League North Division Three		
Rank	Team	Points
1	Swan United FC	48
2	Joondalup United FC	48
3	Joondalup City FC	44
4	Emerald FC	41
5	Quinns FC	35
6	Curtin University SC	34
7	Ashfield East Perth	27
8	Olympic Kingsway SC	16
9	Sorrento FC	11
10	Caversham Athletic FC	6
11	Odaa SC	4

MySolar Metropolitan League North Division Four		
Rank	Team	Points
1	Currabine FC	51
2	Noranda City FC	41
3	North Perth United SC	37
4	Chindits United SC	34
5	Morley-Windmills SC	26
6	Northern United FC	22
7	Curtin University SC	17
8	Wembley Downs SC	16
9	Wanneroo City SC	13
10	Hamersley Rovers SC	5

MySolar Metropolitan League North Division Five		
Rank	Team	Points
1	Shamrock Rovers Perth FC	55
2	Joondalup City FC	52
3	AFC Gortankaku	48
4	Whitford City SC	32
5	Maccabi SC	24
6	Subiaco AFC	19
7	Ellenbrook United FC	14
8	Noranda City FC	3

MySolar Metropolitan League South Division One		
Rank	Team	Points
1	Baldivis SC	49
2	Forrestfield United SC	33
3	South Perth United SC	29
4	UWA-Nedlands FC	27
5	Wooroloo Bombers FC	19
6	BSRC Wanderers	15
7	Victoria Park SC	12

MySolar Metropolitan League South Division Two		
Rank	Team	Points
1	Fremantle United SC	60
2	Gosnells City FC	45
3	Wembley Downs SC	43
4	Peel United SC	39
5	Western United FC	37
6	Perth Royals SC	25
7	Warnbro Strikers SC	25
8	Canning City SC	18
9	Melville City FC	15
10	Southern Spirit FC	10
11	Queens Park SC	9

MySolar Metropolitan League South Division Three		
Rank	Team	Points
1	Lynwood United FC	54
2	East Fremantle SC	47
3	Baldivis SC	45
4	Leeming Strikers SC	37
5	Canning City SC	27
6	Gosnells City FC	26
7	Curtin University SC	26
8	Port Kennedy SC	21
9	Fremantle Croatia SC	18
10	Armadale SC	14
11	Kelmscott Roos SC	4

MySolar Metropolitan League South Division Four		
Rank	Team	Points
1	Sporting GFK	60
2	Challenger FC	52
3	Armadale SC	36
4	Rockingham United	33
5	Fremantle United SC	32
6	Forrestfield United SC	28
7	Leeming Strikers SC	26
8	Melville City FC	20
9	Kwinana United SC	16
10	Port Kennedy SC	11
11	Belmont Villa SC	7

MySolar Masters League Premier Division		
Rank	Team	Points
1	Spearwood Dalmatinac SC	64
2	Joondalup United FC	52
3	Rockingham City FC	43
4	Inglewood United FC	42
5	Bassendean Caledonian SC	26
6	Subiaco AFC	25
7	Hamersley Rovers SC	25
8	Fremantle United SC	23
9	North Beach SC	22
10	Mandurah City FC	21
11	Wembley Downs SC	18
12	Dianella White Eagles SC	11

MySolar Masters League Division One		
Rank	Team	Points
1	AFC Joondalup	54
2	Leeming Strikers SC	34
3	Melville City FC	30
4	Canning City SC	23
5	Canning Buffers SC	22
6	Perth Saints SC	7
7	Belmont Villa SC	7

MySolar Masters League North Division One		
Rank	Team	Points
1	Joondalup City FC	51
2	Whitford City SC	40
3	Wanneroo City SC	40
4	Joondalup United FC	29
5	Ellenbrook United FC	25
6	UWA-Nedlands FC	24
7	Sorrento Bobs	17
8	Balga SC	15
9	Subiaco AFC	10
10	Perth SC	10

Football West Limited

MySolar Masters League North Division Two		
Rank	Team	Points
1	Joondanna Blues FC	43
2	Quinns FC	39
3	Carramar FC	36
4	Perth Hills Utd FC	32
5	Hamersley Rovers SC	28
6	Joondalup City FC	26
7	North Beach SC	26
8	Yanched United FC	24
9	Noranda City FC	21
10	Olympic Kingsway SC	18
11	Ballajura AFC	15

MySolar Masters League North Division Three		
Rank	Team	Points
1	Gwelup Croatia SC	48
2	Ellenbrook United FC	47
3	Westnam United FC	40
4	Perth City SC	38
5	Sorrento Sands	36
6	Joondalup City FC	33
7	Chindits United SC	30
8	Wanneroo City SC	28
9	Joondalup United FC	26
10	Wembley Downs SC	21
11	Quinns FC	15
12	UWA-Nedlands FC	13

MySolar Masters League South Division One		
Rank	Team	Points
1	FC Shoalwater	54
2	Western Border SC	35
3	Kwinana United SC	35
4	Port Kennedy SC	30
5	East Fremantle SC	28
6	Melville City FC	27
7	Leeming Strikers SC	22
8	Warnbro Strikers SC	16
9	Mandurah City FC	10
10	Fremantle Croatia SC	3

MySolar Masters League South Division Two		
Rank	Team	Points
1	Forrestfield United SC	52
2	Gosnells City FC	45
3	Sporting Warriors	42
4	ALFC (WA)	42
5	Perth Saints SC	41
6	Kalamunda United FC	33
7	Lynwood United FC	29
8	Canning City SC	27
9	Queens Park SC	25
10	Armadaale SC	17
11	Vic Park MFC	14
12	Canning Buffers SC	7

MySolar Masters League South Division Three		
Rank	Team	Points
1	FC Shoalwater	54
2	Spearwood Dalmatinac SC	52
3	Western Knights SC	48
4	Rockingham City FC	48
5	Cockburn City SC	45
6	North Lake SC	35
7	Leeming Strikers SC	26
8	Kelmscott Roos SC	25
9	Baldivis SC	18
10	Fremantle United SC	17
11	Melville City FC	13
12	Forrestfield United SC	7

MySolar Masters League Over 45		
Rank	Team	Points
1	Inglewood United FC	52
2	Quinns FC (B)	50
3	North Beach SC	35
4	Kingsley SC	32
5	UWA-Nedlands FC	31
6	Quinns FC (A)	29
7	Melville City FC	26
8	Subiaco AFC	24
9	Perth City SC	22
10	Wanneroo City SC	18
11	Western Knights SC	4

Bank West Womens State League Premier Division		
Rank	Team	Points
1	Queens Park SC	52
2	Northern Redbacks SC	51
3	Beckenham Angels SC	47
4	Girls NTC 19s	31
5	Melville City FC	23
6	Balcatta SC	16
7	UWA-Nedlands FC	14
8	Cockburn City SC	12

Bank West Womens State League Premier Division Reserves		
Rank	Team	Points
1	Beckenham Angels SC	40
2	Melville City FC	37
3	Northern Redbacks SC	36
4	Queens Park SC	23
5	Balcatta SC	20
6	UWA-Nedlands FC	14
7	Cockburn City SC	8

Bank West Womens State League Division One		
Rank	Team	Points
1	Quinns FC	50
2	Leeming Strikers SC	38
3	East Fremantle SC	31
4	Subiaco AFC	21
5	Curtin University SC	15
6	Kelmscott Roos SC	15
7	Noranda Women's FC	12

Bank West Womens State League Division One Reserves		
Rank	Team	Points
1	East Fremantle SC	45
2	Quinns FC	43
3	Leeming Strikers SC	34
4	Subiaco AFC	22
5	Curtin University SC	18
6	Noranda Women's FC	14
7	Kelmscott Roos SC	7

Bank West Womens Metropolitan League Division One		
Rank	Team	Points
1	Fremantle United SC	50
2	Stirling Panthers SC	47
3	Bassendean Caledonian SC	43
4	Port Kennedy SC	41
5	Hamersley Rovers SC	40
6	Northern Redbacks SC	37
7	North Beach SC	18
8	Beckenham Angels SC	16
9	Sorrento FC	13
10	Lynwood United FC	7
11	Mandurah City FC	3

Bank West Womens Metropolitan League Division Two		
Rank	Team	Points
1	Wanneroo City SC	62
2	Woodvale FC	44
3	UWA-Nedlands FC	41
4	Subiaco AFC	35
5	Wembley Downs SC	32
6	Kingsley SC	32
7	Brooklands FC	27
8	Centenary FC	27
9	East Fremantle SC	26
10	Sutherlands Park SC	24
11	Port Kennedy SC	17
12	Armadaale SC	5

Metropolitan League Division Three		
Rank	Team	Points
1	Melville City FC	41
2	Kalamunda United FC	40
3	Northern Redbacks SC	30
4	North Lake SC	30
5	Quinns FC	22
6	Bassendean Caledonian SC	17
7	Victoria Park SC	12
8	North Beach SC	9
9	Alexander Florina FC	5

Bank West Womens Metropolitan League Division Four		
Rank	Team	Points
1	Wembley Downs SC	56
2	Bayswater City SC	53
3	Balga SC	43
4	Sporting Warriors SC	34
5	Western Knights SC	33
6	Perth Royals FC	31
7	Olympic Kingsway SC	25
8	Stirling Panthers SC	23
9	East Fremantle SC	21
10	Subiaco AFC	20
11	Gosnells City FC	19
12	Fremantle United SC	19

Bank West Womens Metropolitan League Division Five		
Rank	Team	Points
1	Ellenbrook United FC	56
2	Maccabi SC	53
3	Hamersley Rovers SC	50
4	Stirling Lions SC	37
5	Rockingham Womens & Girls SC	36
6	UWA-Nedlands FC	36
7	East Fremantle SC	35
8	Forrestfield United SC	30
9	Melville City FC	17
10	Wembley Downs SC	15
11	Ballajura AFC	11
12	Curtin University SC	4

Bank West Womens Metropolitan League Division Six		
Rank	Team	Points
1	Backpackers FC	47
2	Jaguar FC	38
3	Port Kennedy SC	32
4	South Perth United SC	24
5	Gwelup Croatia SC	22
6	Peel United SC	15
7	Yanched United FC	2

Junior League U12 Division One		
Rank	Team	Points
1	Quinns FC	47
2	Rockingham City FC	40
3	Fremantle United SC	35
4	Sorrento FC	28
5	Mandurah City FC	28
6	Perth SC	25
7	Westside FC	21
8	NTC Girls	20
9	Subiaco AFC	6
10	Balcatta FC	4

Junior League U12 Division Two		
Rank	Team	Points
1	Ellenbrook Utd FC	36
2	Olympic Kingsway SC	33
3	Quinns FC	28
4	Melville City FC	26
5	Whitford City SC	23
6	Canning City SC	19
7	Joondalup City FC	15
8	UWA Nedlands FC	13
9	Curtin University SC	9

Junior League U12 Division Three		
Rank	Team	Points
1	Wembley Downs SC	52
2	Carramar FC	41
3	Wanneroo City SC	40
4	Kelmscott Roos SC	28
5	Forrestfield United SC	23
6	Western Knights SC	21
7	East Fremantle SC	19
8	Maccabi SC	15
9	Rockingham City FC	15
10	Westside FC	3

Junior League U12 North Division One		
Rank	Team	Points
1	Dianella SC	38
2	Hamersley Rovers JFC	38
3	Dianella White Eagles SC	34
4	Bassendean Caledonian FC	23
5	Stirling Lions SC	21
6	Balga SC	15
7	Joondalup City FC	13
8	Sorrento FC	12
9	Perth SC	12

Football West Limited

Junior League U12 North Division Two		
Rank	Team	Points
1	Woodvale FC	43
2	Hamersley Rovers JFC	36
3	Tuart Hill JSC	35
4	North Beach SC	31
5	Whitford City SC	26
6	Carramar FC	16
7	Subiaco AFC	15
8	Joondalup City FC	4
9	Quinns FC	3

Junior League U12 North Division Three		
Rank	Team	Points
1	Ellenbrook Utd FC A	51
2	Hamersley Rovers JFC	45
3	Woodvale FC	40
4	Quinns FC	32
5	Whitford City SC	31
6	Wembley Downs SC	22
7	North Beach SC	19
8	Ballajura AFC	18
9	Yanchep United FC	18
10	Ellenbrook Utd FC B	16
11	Dianella SC	14
12	Subiaco AFC	5

Junior League U12 South Division One		
Rank	Team	Points
1	Mandurah City FC A	43
2	Armadale SC	41
3	Kalamunda United FC	39
4	Warnbro Strikers SC	24
5	Perth Hills United FC	24
6	Cockburn City SC	24
7	Gosnells City FC	23
8	Canning City SC	20
9	Lynwood United FC	12
10	Mandurah City FC B	6

Junior League U12 South Division Two		
Rank	Team	Points
1	Port Kennedy SC	48
2	Beeliar Spirit SC	44
3	Swan United FC	36
4	Melville City FC	29
5	South Perth United SC	29
6	Sutherlands Park SC	27
7	Canning City SC	16
8	Armadale SC	12
9	Kalamunda United FC	12
10	East Fremantle SC	7

Junior League U12 South Division Three		
Rank	Team	Points
1	Lynwood United FC	40
2	Melville City FC A	36
3	Belmont JSC	35
4	Perth Hills United FC	32
5	Melville City FC B	24
6	East Fremantle SC	14
7	Fraser Park FC	12
8	Kwinana United JSC	9
9	Kelmscott Roos SC	6

Junior League U13 Division One		
Rank	Team	Points
1	Rockingham City FC	44
2	NTC Girls	37
3	Wembley Downs SC	37
4	Perth SC	33
5	Westside FC	32
6	Melville City FC	26
7	Ellenbrook Utd FC	16
8	Canning City SC	16
9	Quinns FC	13
10	Balcatta FC	5

Junior League U13 Division Two		
Rank	Team	Points
1	Melville City FC	40
2	Dianella SC	35
3	Joondalup United FC	32
4	Quinns FC	24
5	East Fremantle SC	16
6	Cockburn City SC	15
7	Whitford City SC	15
8	Forrestfield United SC	13
9	Sorrento FC	12

Junior League U13 Division Three		
Rank	Team	Points
1	Joondalup City FC	49
2	Perth SC	38
3	Beeliar Spirit SC	33
4	Subiaco AFC	30
5	Balga SC	25
6	Canning City SC	20
7	Olympic Kingsway SC	15
8	Lynwood United FC	12
9	Wembley Downs SC	11
10	Westside FC	9

Junior League U13 North Division One		
Rank	Team	Points
1	Noranda City FC	44
2	Bassendean Caledonian FC	39
3	Hamersley Rovers JFC	34
4	Bayswater City SC	30
5	Sorrento FC	30
6	Ballajura AFC	16
7	Subiaco AFC	13
8	Quinns FC	3

Junior League U13 North Division Two		
Rank	Team	Points
1	North Beach SC	41
2	Ellenbrook Utd FC	35
3	Joondalup City FC	35
4	Woodvale FC	28
5	Quinns FC	28
6	Hamersley Rovers JFC	13
7	Olympic Kingsway SC	13
8	United Maylands JFC	9
9	Bayswater City SC	6

Junior League U13 North Division Three		
Rank	Team	Points
1	Ballajura AFC	44
2	Beechboro Eagles JSC	37
3	Dianella SC	30
4	Gwelup SC	28
5	UWA Nedlands FC	24
6	Floreat Athena FC	23
7	Wembley Downs SC	22
8	Subiaco AFC	21
9	Noranda City FC	21
10	Whitford City SC	8

Junior League U13 South Division One		
Rank	Team	Points
1	Peel United SC	51
2	Rockingham City FC	38
3	South Perth United SC	33
4	Sutherlands Park SC	28
5	Phoenix Knights FC	25
6	Perth Hills United FC	22
7	Armadale SC	9
8	Melville City FC	4

Junior League U13 South Division Two		
Rank	Team	Points
1	Kalamunda United FC	47
2	Melville City FC	43
3	Queens Park SC	39
4	Armadale SC	26
5	Canning City SC	20
6	Fremantle United SC	19
7	Sutherlands Park SC	8
8	East Fremantle SC	7

Junior League U13 South Division Three		
Rank	Team	Points
1	Belmont JSC	36
2	Melville City FC	23
3	Port Kennedy SC	19
4	Warnbro Strikers SC	12
5	Curtin University SC	12

Junior League U14 Division One		
Rank	Team	Points
1	Rockingham City FC	45
2	Quinns FC	40
3	Ballajura AFC	25
4	Sorrento FC	25
5	Westside FC	16
6	South Perth United SC	15
7	Melville City FC	15
8	Canning City SC	6

Junior League U14 Division Two		
Rank	Team	Points
1	Gosnells City FC	46
2	Carramar FC	46
3	Perth SC	42
4	Quinns FC	33
5	Stirling Lions SC	27
6	Subiaco AFC	23
7	Rockingham City FC	22
8	Bayswater City SC	16
9	Wembley Downs SC	6
10	Fremantle United SC	3

Junior League U14 Division Three		
Rank	Team	Points
1	Kalamunda United FC	44
2	Joondalup City FC	42
3	Canning City SC	30
4	Bassendean Caledonian FC	28
5	Dianella SC	27
6	Perth Hills United FC	26
7	Armadale SC	25
8	Hamersley Rovers JFC	20
9	Ellenbrook Utd FC	10
10	Inglewood United SC	3

Junior League U14 North Division One		
Rank	Team	Points
1	Olympic Kingsway SC	49
2	Stirling Lions SC	43
3	Balga SC	36
4	Beechboro Eagles JSC	34
5	Subiaco AFC	33
6	Sorrento FC	27
7	UWA Nedlands FC	18
8	Wanneroo City SC	17
9	Whitford City SC	6
10	North Beach SC	1

Junior League U14 North Division Two		
Rank	Team	Points
1	Carramar FC	45
2	Ballajura AFC	44
3	Joondalup City FC	40
4	Wembley Downs SC	33
5	Floreat Athena FC	31
6	Whitford City SC	29
7	Hamersley Rovers JFC	19
8	Woodvale FC	14
9	Olympic Kingsway SC	13
10	Tuart Hill JSC	12
11	Westside FC	6
12	Yanchep United FC	5

Junior League U14 South Division One		
Rank	Team	Points
1	Warnbro Strikers SC	42
2	Queens Park SC	40
3	Swan United FC	35
4	East Fremantle SC	35
5	Belmont JSC	29
6	Kwinana United JSC	24
7	Melville City FC	22
8	Beeliar Spirit SC	17
9	Kalamunda United FC	9
10	Cockburn City SC	4

Football West Limited

Junior League U14 South Division Two		
Rank	Team	Points
1	South Perth United SC	46
2	Kelmscott Roos SC B	44
3	Port Kennedy SC	44
4	Gosnells City FC A	35
5	Madora Bay Stingrays FC	32
6	Lynwood United FC	30
7	Curtin University SC	28
8	Kelmscott Roos SC A	21
9	Canning City SC	15
10	Melville City FC	11
11	Gosnells City FC B	4
12	Kalamunda United FC	4

Junior League U15 Division One		
Rank	Team	Points
1	Joondalup City FC	36
2	Bunbury Forum Force	29
3	Quinns FC	25
4	Stirling Lions SC	25
5	Canning City SC	22
6	Rockingham City FC	22
7	Sutherlands Park SC	18
8	Warnbro Strikers SC	16
9	Westside FC	12

Junior League U15 Division Two		
Rank	Team	Points
1	Sorrento FC	39
2	Perth SC	31
3	Bayswater City SC	28
4	Hamersley Rovers JFC	26
5	Wembley Downs SC	25
6	Subiaco AFC	20
7	Noranda City FC	20
8	East Fremantle SC	11
9	Quinns FC	5

Junior League U15 Division Three		
Rank	Team	Points
1	Dianella White Eagles SC	44
2	Balga SC	36
3	Melville City FC	33
4	Olympic Kingsway SC	31
5	Wanneroo City SC	27
6	Ellenbrook Utd FC	22
7	Joondalup City FC	16
8	Fremantle United SC	0

Junior League U15 North Division One		
Rank	Team	Points
1	Woodvale FC	40
2	North Beach SC	40
3	Sorrento FC	40
4	Hamersley Rovers JFC	38
5	Ballajura AFC A	37
6	Joondalup City FC	34
7	United Maylands JFC	30
8	Ellenbrook Utd FC	17
9	Quinns FC	14
10	Wembley Downs SC	10
11	Ballajura AFC B	9
12	Westside FC	6

Junior League U15 South Division One		
Rank	Team	Points
1	Canning City SC	43
2	Sutherlands Park SC	41
3	Kelmscott Roos SC	33
4	Warnbro Strikers SC	27
5	Melville City FC	23
6	Cockburn City SC	18
7	Lynwood United FC	14
8	Forrestfield United SC	9

Junior League U15 South Division Two		
Rank	Team	Points
1	Centenary FC	45
2	Phoenix Knights FC	40
3	East Fremantle SC	27
4	Melville City FC	27
5	Port Kennedy SC	24
6	Kalamunda United FC	19
7	Canning City SC	18
8	Curtin University SC	10

Junior League U16 Division One		
Rank	Team	Points
1	Canning City SC	52
2	Dianella SC	34
3	Quinns FC	33
4	Sorrento FC	26
5	Curtin University SC	22
6	Mandurah City FC	21
7	Melville City FC	12
8	Balcatta FC	7

Junior League U16 Division Two		
Rank	Team	Points
1	Wembley Downs SC	36
2	Whitford City SC	34
3	Quinns FC	20
4	Fremantle United SC	17
5	Madora Bay Stingrays FC	16
6	Inglewood United SC	14

Junior League U16 Division Three		
Rank	Team	Points
1	Port Kennedy SC	50
2	Ballajura AFC	36
3	Westside FC	36
4	North Beach SC	35
5	Queens Park SC	29
6	Balga SC	18
7	Olympic Kingsway SC	17
8	Quinns FC	11
9	Warnbro Strikers SC	11
10	Noranda City FC	11

Junior League U16 Division Four		
Rank	Team	Points
1	Kelmscott Roos SC	36
2	Tuart Hill JSC	35
3	East Fremantle SC	28
4	Perth Hills United FC	28
5	Joondalup City FC	26
6	Hamersley Rovers JFC	20
7	Melville City FC	18
8	Lynwood United FC	7
9	Woodvale FC	6

Junior League U16 Division Five		
Rank	Team	Points
1	ALFC	54
2	Gosnells City FC	43
3	Swan United FC	43
4	Subiaco AFC	34
5	Beechboro Eagles JSC	33
6	Canning City SC B	23
7	Ballajura AFC	22
8	Wembley Downs SC	21
9	Yanchep United FC	16
10	North Beach SC	16
11	Canning City SC A	13
12	Tuart Hill JSC	1

Junior League U18 Division One		
Rank	Team	Points
1	Balcatta FC	42
2	Bayswater City SC	37
3	Sorrento FC	36
4	North Beach SC	35
5	Perth SC	33
6	Warnbro Strikers SC	21
7	Westside FC	21
8	Noranda City FC	20
9	Joondalup City FC	12
10	Wanneroo City SC	1

Junior League U18 Division Two		
Rank	Team	Points
1	Carramar FC	41
2	Canning City SC	35
3	Whitford City SC	32
4	Rockingham City FC	30
5	Subiaco AFC	23
6	Kalamunda United FC	20
7	East Fremantle SC	14
8	Quinns FC	9
9	Joondalup City FC	3

Junior League U18 Division Three		
Rank	Team	Points
1	Jaguar FC	43
2	Warnbro Strikers SC	37
3	Melville City FC	37
4	Bassendean Caledonian FC	31
5	Armadale SC	25
6	UWA Nedlands FC	22
7	Sutherlands Park SC	15
8	Tuart Hill JSC	15
9	Cockburn City SC	12
10	Whitford City SC	1

Junior League U18 Division Four		
Rank	Team	Points
1	Warnbro Strikers SC	47
2	Fremantle United SC	45
3	East Fremantle SC	33
4	Hamersley Rovers JFC	33
5	Westside FC	24
6	Joondalup City FC	10
7	Gosnells City FC	10
8	Swan United FC	5

Junior League U18 Division Five		
Rank	Team	Points
1	Woodvale FC	42
2	Maccabi SC	29
3	Rockingham City FC	24
4	Sutherlands Park SC	23
5	Kwinana United JSC	20
6	Melville City FC	12
7	East Fremantle SC	4
8	Ellenbrook Utd FC	0

Girls League U13 Division One		
Rank	Team	Points
1	Quinns FC	42
2	North Beach SC	38
3	Hamersley Rovers JFC	31
4	Ellenbrook Utd FC	29
5	Sorrento FC	25
6	Subiaco AFC	19
7	Melville City FC	13
8	East Fremantle SC	12

Girls League U13 Division Two		
Rank	Team	Points
1	UWA Nedlands FC	44
2	Beckenham Angels SC	39
3	Melville City FC	38
4	Quinns FC	24
5	Balcatta FC	23
6	East Fremantle SC	18
7	Hamersley Rovers JFC	16
8	North Beach SC	13
9	Ellenbrook Utd FC	11
10	Bassendean Caledonian FC	0

Girls League U14 Division One		
Rank	Team	Points
1	Joondalup City FC	35
2	East Fremantle SC	35
3	Curtin University SC	16
4	Woodvale FC	10
5	Quinns FC	9

Football West Limited

Girls League U14 Division Two		
Rank	Team	Points
1	Balcatta FC	47
2	Ellenbrook Utd FC	46
3	Western Knights SC	37
4	Rockingham W&G SC	30
5	North Beach SC	19
6	East Fremantle SC	17
7	Kalamunda United FC	9
8	Forrestfield United SC	2

Girls League U15 Division One		
Rank	Team	Points
1	East Fremantle SC	44
2	Sorrento FC	42
3	Perth SC	38
4	Wembley Downs SC	36
5	Hamersley Rovers JFC	27
6	Melville City FC	22
7	Quinns FC	19
8	Balcatta FC	16
9	Joondalup City FC	13
10	UWA Nedlands FC	1

Girls League U15 Division Two		
Rank	Team	Points
1	Beckenham Angels SC	45
2	Subiaco AFC	28
3	Melville City FC	22
4	North Beach SC	21
5	Noranda City FC	20
6	Maccabi SC	15

Girls League U17 Division One		
Rank	Team	Points
1	Rockingham City FC	37
2	Sorrento FC	36
3	UWA Nedlands FC	28
4	Balcatta FC	28
5	East Fremantle SC	28
6	Subiaco AFC	20
7	Melville City FC	19
8	Mandurah City FC	11
9	Hamersley Rovers JFC	1

Girls League U17 Division Two		
Rank	Team	Points
1	Joondalup City FC	52
2	Ellenbrook Utd FC	43
3	Cockburn City SC	39
4	Bayswater City SC	37
5	Bassendean Caledonian FC	24
6	Woodvale FC	19
7	Kelmscott Roos SC	19
8	Warnbro Strikers SC	14
9	North Beach SC	10
10	Melville City FC	4



Football West Limited

- ACN 109 919 324
- PO Box 2014, Maylands, WA 6931
- Telephone (08) 6181 0700
- Facsimile (08) 9271 7299
- Email: info@footballwest.com.au
- Website: www.footballwest.com.au